



WHAT'S NEW ▾

TOPICS ▾

SERVICES ▾

RESEARCH AND DEVELOPMENT ▾

STATISTICS ▾

PUBLICATIONS ▾

ABOUT US ▾

INFECTIOUS DISEASES AND VACCINATIONS

What's new

Diseases and disease control

Vaccines A to Z

Information about vaccinations

Surveillance and registers

Services and contact information



- TH
- T
- **INFECTIOUS DISEASES AND VACCINATIONS**
- **WHAT'S NEW**
- **CORONAVIRUS COVID-19 – LATEST UPDATES**
- **SITUATION UPDATE ON CORONAVIRUS**

INFECTIOUS DISEASES AND VACCINATIONS

What's new

Coronavirus COVID-19 – Latest Updates

Situation update on coronavirus

Map application on corona cases

The COVID-19 epidemic: regional situation, recommendations and restrictions

Statistics on deaths related to COVID-19

Situation update on coronavirus

Suomeksi / På svenska



See transmission numbers by region

Corona map ▶

The corona map is updated daily at noon.

On this page

- [The coronavirus situation in Finland in brief](#)
- [Coronavirus variants](#)
- [Coronavirus vaccines](#)
- [Information by region](#)
- [Information about hospital care](#)
- [About intensive care](#)
- [Coronavirus-related deaths](#)
- [Hybrid Strategy indicators](#)
- [The current status of the epidemic in other countries](#)
- [Research](#)

BACK TO MAIN PAGE

[Back to Coronavirus COVID-19 – Latest updates main page](#)

WHAT'S NEW

29 Jul 2021

[Number of COVID-19 cases increases throughout July and almost throughout Finland](#)

26 Jul 2021

[More than half of young people have received their first](#)

Updated on Wednesday, 18th of August at 16:40

The coronavirus situation in Finland in brief

- Reported cases in total: **119,320** (+5,039)
 - 1024 cases were reported on Thursday, 12.8.
 - 926 cases were reported on Friday, 13.8.
 - 765 cases were reported on Saturday, 14.8.
 - 535 cases were reported on Sunday, 15.8.
 - 451 cases were reported on Monday, 16.8.
 - 665 cases were reported on Tuesday 17.8.
 - 673 cases were reported on Wednesday 18.8.
- Tested samples in total approx. **6,256,100** (+150,200)
- Cumulative number of deaths associated with the disease: **1008** (+13*)
- Number of patients in specialised medical care wards: **65** (+15*)
- Number of patients in primary healthcare wards: **12** (-2*)
- Number of patients in intensive care: **29** (+10*)
- [COVID-19 vaccination progress](#) (in Finnish)

*The information was updated on Wednesday, 18th August and shows the change compared to Wednesday, 11th August. On [the corona map](#), information about confirmed cases and tested specimens is updated every day. Case and sample volumes may be adjusted retrospectively as more information becomes available. The number of patients in hospital care is updated on the corona map on Mondays, Wednesdays and Fridays. The number of patients hospitalised for coronavirus disease is based on information reported to THL by the hospital districts. The number of deaths associated with COVID-19 is based on information in the National Infectious Diseases Register. The information may be adjusted retrospectively.

- More information:
 - [Regional restrictions and recommendations](#)
 - [Travel and the coronavirus pandemic](#)
 - [Compilation of statistics for COVID-19 cases](#)
 - [Statistics on deaths related to COVID-19](#)

Coronavirus variants

It is typical for viruses to mutate. Mutated viruses can have different characteristics from an earlier virus strain. For

dose of the corona vaccine, but it is still important for them to get vaccinated

15 Jul 2021


Many new COVID-19 cases reported among young adults visiting bars, restaurants and social events — burden on hospitals remains moderate

14 Jul 2021

All three types of EU Digital COVID Certificate now available in My Kanta Pages

8 Jul 2021

Number of COVID-19 cases doubled largely due to fans returning from Euro 2020 matches

[See all news on Coronavirus](#) 

example, virus strains that have been noticeably modified can be classified as so-called variants of concern (VOC).

THL is actively following how the coronavirus mutates and is evaluating how the variants affect the coronavirus epidemic. Many different variants of coronavirus are currently circulating around the world. Of these variants, Alfa-, Beta-, Gamma- and Delta-variants are classified as VOC. The spread of the new viral variants can be prevented in the same way that the contagion of the previous variant of the coronavirus.

A sample of all COVID-19 cases identified in Finland is selected for sequencing each week in order to assess the situation in different parts of Finland. About 20 percent of all positive samples are sequenced. In recent weeks, the Delta-variant was found from more than 90 percent of the samples sequenced.

In addition to the abovementioned VOC viral variants, other viral strains also exist in Finland and other parts of the world, in which the significance of the mutations they contain for the communicability of the virus or the protection offered by vaccines is not yet known. These are called variants of interest (VOI). THL is following but is not reporting VOI discoveries regularly. The World Health Organisation (WHO) and European Centre for Disease Prevention and Control (ECDC) are both maintaining listings of coronavirus variants of concern.

Read more on coronavirus variants and their monitoring:

- [Coronavirus variants](#) (in Finnish)

Coronavirus vaccines

THL reports vaccination progress daily on its website:

- [COVID-19 vaccination progress](#) (in Finnish).

Data on vaccine doses administered is based on the THL vaccination registry. The vaccination registry information is updated daily at approximately 1 p.m. Vaccination information may be transferred to the vaccination register with a delay of a few days. The information is updated retrospectively.

Vaccination progress in Europe:

- [COVID-19 Vaccine Tracker](#) (ECDC)

Number of received vaccine doses and estimated number of future vaccine doses in Finland

Week	Number of received vaccine doses	Estimated number of future vaccine doses	Total number of vaccine doses
52/2020 – 32/2021	6,782,865		6,782,865
33/2021		460,000	7,242,865
34/2021		425,000	7,667,865
35/2021		225,000	7,892,865
36/2021		225,000	8,117,865

The table presents the total number of coronavirus vaccine doses received, estimated number of future vaccine doses and the total amount of vaccine doses in Finland. The table is updated once a week. Updated on 18th August 2021.

Information by region

Regional incidence has changed as follows during the last **14 days** (2nd August–15th August) compared to the previous 14-day monitoring period (19th July – 1st August):

- The incidence has increased in 17/21 regions compared to the previous 14 days.
- More than 100 new cases have been recorded in the hospital districts of Helsinki and Uusimaa, Southwest Finland, Pirkanmaa, Päijät-Häme, Central Finland, Pohjois-Savo, South Karelia, Kymenlaakso, North Karelia, North Ostrobothnia, Satakunta, Kanta-Häme, Lapland, Vaasa and South Ostrobothnia.
- The incidence decreased or remained the same in 4/21 hospital districts.
- During the most recent 14-day monitoring period (2nd August – 15th August), new cases were diagnosed in all areas.

For more information on the regional epidemic situation by hospital district:

- [Regional restrictions and recommendations](#)

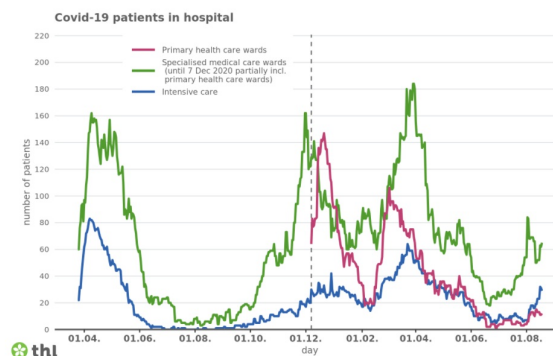
Information about hospital care

Hospital districts report the number of patients that have been hospitalised due to COVID-19 to THL.

People hospitalised due to coronavirus

Catchment area	In specialised medical wards	In primary healthcare wards	In intensive care wards	Hospitalised, total number
Helsinki University Hospital catchment area	25	4	10	39
Kuopio University Hospital catchment area	14	2	4	20
Oulu University Hospital catchment area	3	0	3	6
Tampere University Hospital catchment area	12	1	8	21
Turku University Hospital catchment area + Åland	11	5	4	20
Nationwide total	65	12	29	106

The table shows the number of patients that have been hospitalised due to COVID-19 by catchment area. The figures are based on information reported by the hospital districts. The patient situation is reported by catchment area to ensure patient privacy. Turku University Hospital catchment area also includes data for Åland. The table has been updated on 18th August. 21/21 hospital districts reported up to date information to THL.



The graph shows the number of people in specialised medical care wards (green), primary health care wards (red) and

intensive care (blue) in Finland. The figures are based on information reported by the hospital districts. The graph was updated on 18th August. 21/21 hospital districts reported up to date information to THL. As of week 50/2020, comprehensive information on COVID-19 patients in primary health care wards has also been reported to THL.

About intensive care

A national office for the coordination of intensive care headed by the Kuopio University Hospital (KUS) maintains:

- [The national situational picture on intensive care \(in Finnish\)](#)

Coronavirus-related deaths

The corona map has information on deaths related to COVID-19 according to the date of death, and on the age distribution of the deceased.

- [The Corona map](#)

The National Infectious Diseases Register* has accumulated information on 1008 fatalities:

- The median age of the deceased is 82.
- 54% of the deceased were men and 46% women.
- More detailed health information is available for 52% of the deceased persons. The majority of them (over 95%) had one or more chronic diseases.

*The information in the National Infectious Diseases Register may be adjusted retrospectively.

More information about statistics:

- [Statistics on deaths related to COVID-19](#)

Indicators on the effectiveness of Finland's hybrid strategy

The effectiveness of Finland's hybrid strategy in combating the coronavirus epidemic is monitored using epidemiological, medical, and functional indicators.

The monitoring report by the Situational Picture and Modelling Working Group appointed by the Ministry of Social Affairs and Health is published once a week on the THL website: [Monitoring of the coronavirus](#) (in Finnish).

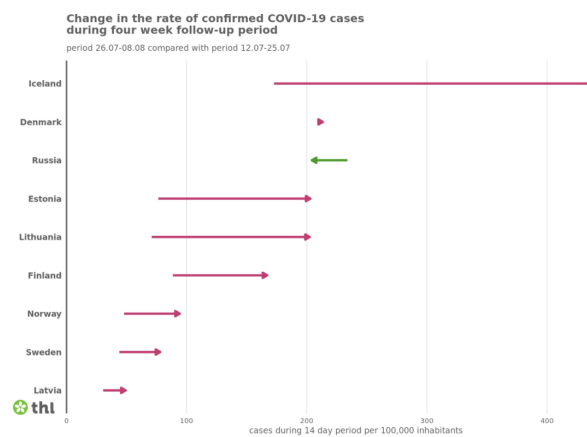
The current status of the epidemic in other countries

The information on the status of the epidemic in other countries has been updated on 18th August. For daily information on the global situation, please see the links below:

- [Number of cases in different countries](#) (WHO)
- [Coronavirus disease \(COVID-19\) outbreak](#) (WHO)
- [Numbers of cases in European countries](#) (WHO)
- [A summary of cases diagnosed in Europe](#) (ECDC)
- [COVID-19](#) (ECDC)

Globally, the incidence of new cases has increased, especially in the Americas and the Western Pacific in recent weeks. In Europe the incidence of new cases has remained the same compared to the previous week. In the EEA/EU countries the incidence has still been the highest in Cyprus and Spain.

During the four-week-monitoring period the incidence of new cases has increased especially in Iceland, Estonia and Lithuania. At the same time the incidence of new cases has decreased in Russia.



The graph shows the incidence of diagnosed COVID-19 cases in the Nordic countries, Baltic states and Russia for the two previous 14-day monitoring periods. The direction and colour of the arrow indicate a decrease (Green) or an increase (Red) in incidence. If the incidence has remained the same, it is shown in the graph with a green arrowhead. The countries have been arranged according to incidence during the most recent monitoring period. The graph's cases have been listed according to their reporting date based on publicly available information the European Centre for Disease Prevention and Control (ECDC). Graph has been updated on 18th August.

See also

- [THL Corona map](#)
- [More information on the corona map](#)
- [THL symptoms map](#)
- [More information on the Symptoms Map](#)

Research

THL is researching the spread of the coronavirus epidemic in the population and regionally. For more information on studies, see below:

- [Weekly report on the serological population study of the coronavirus epidemic](#)
- [Monitoring of coronavirus at wastewater treatment plants \(in Finnish\)](#)

In this section

- [The COVID-19 epidemic: regional situation, recommendations and restrictions](#)
- [Map application on corona cases](#)
- [Compilation of statistics for COVID-19 cases](#)
- [Statistics on deaths related to COVID-19](#)
- [Coronavirus infections in schools](#)



THL.FI

- › [TOPICS](#)
- › [INFECTIOUS DISEASES AND VACCINATIONS](#)
- › [WHAT'S NEW](#)
- › [CORONAVIRUS COVID-19 – LATEST UPDATES](#)
- › [SITUATION UPDATE ON CORONAVIRUS](#)



Finnish institute for health and welfare



WHAT'S NEW

[Press releases and news](#)

[Events](#)

[For media](#)

[News application](#)

[Social media](#)

TOPICS

[Ageing](#)

[Alcohol, tobacco and addictions](#)

[Chronic diseases](#)

[Environmental health](#)

[Functioning](#)

[Gender equality](#)

[Health and welfare inequalities](#)

[Infectious diseases and vaccinations](#)

SERVICES

[All services A-Z](#)

[Information services and library](#)

[Registry and archives](#)

[Special government services in social welfare and health care](#)

PUBLICATIONS

[Peer-reviewed scientific](#)

RESEARCH AND DEVELOPMENT

[Research at THL](#)

[Research and projects](#)

[Programmes](#)

[THL Biobank](#)

[Research news](#)

ABOUT US

[What is THL?](#)

STATISTICS

[Statistics by topic](#)

[Publication calendar](#)

[Data and services](#)

[Statistical databases](#)

[Information on statistics](#)

[Information for researchers](#)

Information
management in social
welfare and healthcare
Lifestyles and nutrition

Show more...

articles (A1)

Peer-reviewed review
articles in scientific
journals (A2)

Non-refereed scientific
articles (B)

Scientific books
(monographs) (C)

Publications intended
for professional
communities (D)

Publications intended
for the general public

Organisation

Personnel

Strategy

Funding

Cooperation

Research ethics

Data protection

Career opportunities

Contact us

About cookies



Cookies help us to develop our website and to improve its content and availability. Some cookies are necessary to ensure that the website functions properly. You can accept all cookies or just the necessary cookies. To change settings, click Cookie Settings. You can access the settings later from the [Cookie practices page of the thl.fi website](#).

ACCEPT ONLY NECESSARY COOKIES

ACCEPT ALL COOKIES

[Cookie settings](#)