



WHAT'S NEW ▾

TOPICS ▾

SERVICES ▾

RESEARCH AND DEVELOPMENT ▾

STATISTICS AND DATA ▾

PUBLICATIONS ▾

ABOUT US ▾

INFECTIOUS DISEASES AND VACCINATIONS

What's new

Diseases and disease control

Vaccines A to Z

Information about vaccinations

Surveillance and registers

Services and contact information



- TH
-
- **INFECTIOUS DISEASES AND VACCINATIONS**
- **WHAT'S NEW**
- **CORONAVIRUS COVID-19 – LATEST UPDATES**
- **SITUATION UPDATE ON CORONAVIRUS**

INFECTIOUS DISEASES AND VACCINATIONS

What's new

Coronavirus COVID-19 – Latest Updates

Situation update on coronavirus

Map application on corona cases

The COVID-19 epidemic: regional situation, recommendations and restrictions

Statistics on deaths related to COVID-19

Situation update on coronavirus

[Suomeksi / På svenska](#)



See transmission numbers by region

[Corona map](#) ▶

The corona map is updated daily at noon.

The website detailing the situation update on coronavirus published by the Finnish Institute for Health and Welfare once a week will change as the Government has adopted the revised hybrid strategy on 6 September 2021.

- [Government adopts revised hybrid strategy](#)
- [Action plan for implementing the hybrid strategy to mitigate the COVID-19 epidemic 2021-22](#)

The updated situation update will be published once a week on the same website as before also in the future. The Finnish Institute for Health and Welfare will provide more detailed information on the website update in the near future.

BACK TO MAIN PAGE

[Back to Coronavirus COVID-19 – Latest updates main page](#)

WHAT'S NEW

23 Sep 2021

[THL instructs municipalities to offer third vaccine doses to people with severe immune deficiency](#)

23 Sep 2021

[Two thirds of people aged 12 or over have](#)

On this page

- [The coronavirus situation in Finland in brief](#)
- [Coronavirus variants](#)
- [Coronavirus vaccines](#)
- [Information by region](#)
- [Information about hospital care](#)
- [About intensive care](#)
- [Coronavirus-related deaths](#)
- [Hybrid Strategy indicators](#)
- [The current status of the epidemic in other countries](#)
- [Research](#)

Updated on Wednesday, 22nd of September at 15:50

The coronavirus situation in Finland in brief

- Reported cases in total: **137,594** (+2,767*)
 - 487 cases were reported on Thursday, 16.9.
 - 501 cases were reported on Friday, 17.9.
 - 391 cases were reported on Saturday, 18.9.
 - 51 cases were reported on Sunday, 19.9.**
 - 0 cases were reported on Monday, 20.9.**
 - 860 cases were reported on Tuesday 21.9.**
 - 477 cases were reported on Wednesday 22.9.
- Tested samples in total approx. **6,997,500** (+110,600*)
- Cumulative number of deaths associated with the disease: **1,062** (+11)
- Number of patients in specialised medical care wards: **70** (+20*)
- Number of patients in primary healthcare wards: **18** (+2*)
- Number of patients in intensive care: **20** (-9*)
- [COVID-19 vaccination progress](#) (in Finnish)

*The information was updated on Wednesday, 22nd September and shows the change compared to Wednesday, 15th September. On [the corona map](#), information about confirmed cases and tested specimens is updated every day. Case and sample volumes may be adjusted retrospectively as more information becomes available. The number of patients in hospital care is updated on the corona map on Mondays, Wednesdays and Fridays. The number of patients hospitalised for coronavirus disease is based on information reported to THL by the hospital districts. The number of deaths associated with

[received a second coronavirus vaccine dose in Finland](#)

15 Sep 2021


THL recommends that all who travel abroad should get full vaccine protection against coronavirus before travel

9 Sep 2021

If an adult returning to Finland does not need to take a coronavirus test, the accompanying children do not need to avoid contact either

8 Sep 2021

Finland preparing to issue EU COVID-19 vaccination certificates to people vaccinated in other countries

[See all news on Coronavirus](#) 

COVID-19 is based on information in the National Infectious Diseases Register. The information may be adjusted retrospectively.

** Due to technical reasons, there have been deficiencies in the number of cases from September 19 to September 20. Unreported cases were included in the number of infections on Tuesday 21 September.

- More information:
 - [Regional restrictions and recommendations](#)
 - [Travel and the coronavirus pandemic](#)
 - [Compilation of statistics for COVID-19 cases](#)
 - [Statistics on deaths related to COVID-19](#)

Coronavirus variants

It is typical for viruses to mutate. Mutated viruses can have different characteristics from an earlier virus strain. For example, virus strains that have been noticeably modified can be classified as so-called variants of concern (VOC).

THL is actively following how the coronavirus mutates and is evaluating how the variants affect the coronavirus epidemic. Many different variants of coronavirus are currently circulating around the world. Of these variants, Alfa-, Beta-, Gamma- and Delta-variants are classified as VOC. The spread of the new viral variants can be prevented in the same way that the contagion of the previous variant of the coronavirus.

A sample of all COVID-19 cases identified in Finland is selected for sequencing each week in order to assess the situation in different parts of Finland. About 20 percent of all positive samples are sequenced. In recent weeks, the Delta-variant was found from more than 90 percent of the samples sequenced.

In addition to the abovementioned VOC viral variants, other viral strains also exist in Finland and other parts of the world, in which the significance of the mutations they contain for the communicability of the virus or the protection offered by vaccines is not yet known. These are called variants of interest (VOI). THL is following but is not reporting VOI discoveries regularly. The World Health Organisation (WHO) and European Centre for Disease Prevention and Control (ECDC) are both maintaining listings of coronavirus variants of concern.

Read more on coronavirus variants and their monitoring:

- [Coronavirus variants](#) (in Finnish)

Coronavirus vaccines

THL reports vaccination progress daily on its website:

- [COVID-19 vaccination progress](#) (in Finnish).

Data on vaccine doses administered is based on the THL vaccination registry. The vaccination registry information is updated daily at approximately 1 p.m. Vaccination information may be transferred to the vaccination register with a delay of a few days. The information is updated retrospectively.

Vaccination progress in Europe:

- [COVID-19 Vaccine Tracker](#) (ECDC)

Number of received vaccine doses and estimated number of future vaccine doses in Finland

Week	Number of received vaccine doses	Estimated number of future vaccine doses	Total number of vaccine doses
52/2020 – 37/2021	8,373,495		8,373,495
38/2021		127,00	8,500,495
39/2021		314,000	8,815,495
40/2021		86,000	8,901,495
41/2021		86,000	8,937,495

The table presents the total number of coronavirus vaccine doses received, estimated number of future vaccine doses and the total amount of vaccine doses in Finland. The table is updated once a week. Updated on 22th September 2021.

Information by region

Regional incidence has changed as follows during the last **14 days** (6th September–19th September) compared to the previous 14-day monitoring period (23rd August – 5th September):

- The incidence has increased in 6/21 regions compared to the previous 14 days.
- More than 100 new cases have been recorded in the hospital districts of Helsinki and Uusimaa, Southwest Finland, Pirkanmaa and North Savo.

- The incidence decreased or remained the same in 15/21 hospital districts.
- During the most recent 14-day monitoring period (6th September – 19th September), new cases were diagnosed in all areas.

For more information on the regional epidemic situation by hospital district:

- [Regional restrictions and recommendations](#)

Information about hospital care

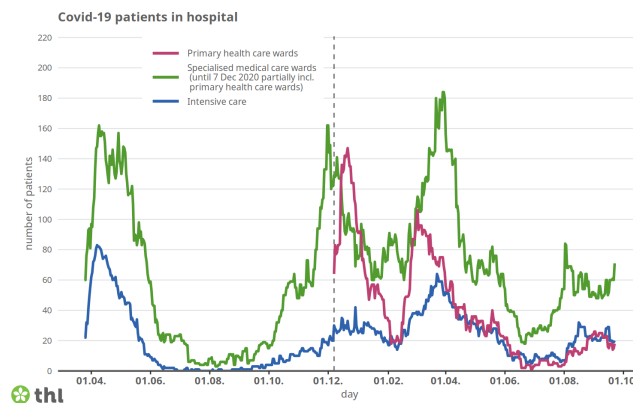
Hospital districts report the number of patients that have been hospitalised due to COVID-19 to THL.

People hospitalised due to coronavirus

Catchment area	In specialised medical wards	In primary healthcare wards	In intensive care wards	Hospitalised, total number
Helsinki University Hospital catchment area	35	11	9	55
Kuopio University Hospital catchment area	6	3	1	10
Oulu University Hospital catchment area	9	2	3	14
Tampere University Hospital catchment area	7	2	6	15
Turku University Hospital catchment area + Åland	14	1	5	20
Nationwide total	70	18	20	108

The table shows the number of patients that have been hospitalised due to COVID-19 by catchment area. The figures are based on information reported by the hospital districts. The patient situation is reported by catchment area to ensure patient privacy. Turku University Hospital catchment area

also includes data for Åland. The table has been updated on 22nd September and 20/21 hospital districts reported up to date information to THL.



The graph shows the number of people in specialised medical care wards (green), primary health care wards (red) and intensive care (blue) in Finland. The figures are based on information reported by the hospital districts. The graph was updated on 22nd September. 20/21 hospital districts reported up to date information to THL. As of week 50/2020, comprehensive information on COVID-19 patients in primary health care wards has also been reported to THL.

About intensive care

A national office for the coordination of intensive care headed by the Kuopio University Hospital (KUS) maintains:

- [The national situational picture on intensive care \(in Finnish\)](#)

Coronavirus-related deaths

The corona map has information on deaths related to COVID-19 according to the date of death, and on the age distribution of the deceased.

- [The Corona map](#)

The National Infectious Diseases Register* has accumulated information on 1,062 fatalities:

- The median age of the deceased is 82.
- 54% of the deceased were men and 46% women.
- More detailed health information is available for 52% of the deceased persons. The majority of them (over 95%) had one or more chronic diseases.

*The information in the National Infectious Diseases Register may be adjusted retrospectively.

More information about statistics:

- [Statistics on deaths related to COVID-19](#)

Indicators on the effectiveness of Finland's hybrid strategy

The effectiveness of Finland's hybrid strategy in combating the coronavirus epidemic is monitored using epidemiological, medical, and functional indicators.

The monitoring report by the Situational Picture and Modelling Working Group appointed by the Ministry of Social Affairs and Health is published once a week on the THL website: [Monitoring of the coronavirus](#) (in Finnish).

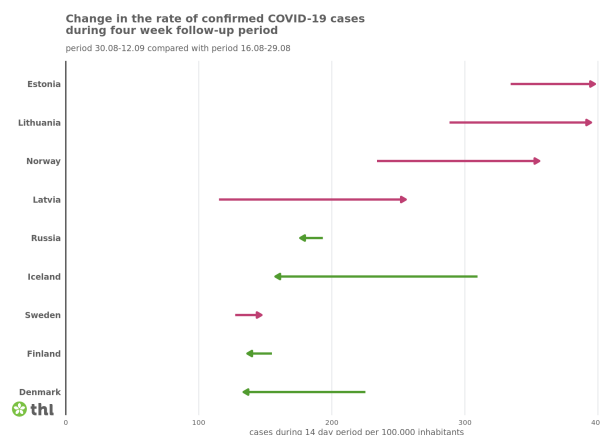
The current status of the epidemic in other countries

The information on the status of the epidemic in other countries has been updated on 22nd September. For daily information on the global situation, please see the links below:

- [Number of cases in different countries](#) (WHO)
- [Coronavirus disease \(COVID-19\) outbreak](#) (WHO)
- [Numbers of cases in European countries](#) (WHO)
- [A summary of cases diagnosed in Europe](#) (ECDC)
- [COVID-19](#) (ECDC)

Globally, the incidence of new cases has decreased compared to previous weeks. In Europe the incidence of new infections has also decreased compared to the previous week. In the EEA/EU countries the incidence has been the highest in Slovenia, Ireland, Estonia and Lithuania.

During the four-week-monitoring period the incidence of new cases has increased in Estonia, Lithuania, Norway Latvia and Sweden.



The graph shows the incidence of diagnosed COVID-19 cases in the Nordic countries, Baltic states and Russia for the two

previous 14-day monitoring periods. The direction and colour of the arrow indicate a decrease (Green) or an increase (Red) in incidence. If the incidence has remained the same, it is shown in the graph with a green arrowhead. The countries have been arranged according to incidence during the most recent monitoring period. The graph's cases have been listed according to their reporting date based on publicly available information the European Centre for Disease Prevention and Control (ECDC). Graph has been updated on 22nd September.

See also

- [THL Corona map](#)
- [More information on the corona map](#)
- [THL symptoms map](#)
- [More information on the Symptoms Map](#)

Research

THL is researching the spread of the coronavirus epidemic in the population and regionally. For more information on studies, see below:

- [Weekly report on the serological population study of the coronavirus epidemic](#)
- [Monitoring of coronavirus at wastewater treatment plants](#) (in Finnish)

In this section

- [The COVID-19 epidemic: regional situation, recommendations and restrictions](#)
- [Map application on corona cases](#)
- [Compilation of statistics for COVID-19 cases](#)
- [Statistics on deaths related to COVID-19](#)
- [Coronavirus infections in schools](#)



THL.FI

- › [TOPICS](#)
- › [INFECTIOUS DISEASES AND VACCINATIONS](#)
- › [WHAT'S NEW](#)
- › [CORONAVIRUS COVID-19 – LATEST UPDATES](#)
- › [SITUATION UPDATE ON CORONAVIRUS](#)

WHAT'S NEW

Press releases and news

Events

For media

News application

Social media

TOPICS

Ageing

Alcohol, tobacco and addictions

Chronic diseases

Environmental health

Functioning

Gender equality

Health and welfare inequalities

Infectious diseases and vaccinations

Information management in social welfare and healthcare

Lifestyles and nutrition

Show more...

SERVICES

All services A-Z

Information services and library

Registry and archives

Special government services in social welfare and health care

ABOUT US

What is THL?

Organisation

Personnel

Strategy

Funding

Cooperation

Data protection

RESEARCH AND DEVELOPMENT

Research at THL

Research and projects

Programmes

THL Biobank

Research news

Research ethics

STATISTICS AND DATA

Statistics by topic

Data and services

Publication calendar

Statistical databases

Information on statistics

PUBLICATIONS

Annual lists of publications

Online handbooks

About cookies



Cookies help us to develop our website and to improve its content and availability. Some cookies are necessary to ensure that the website functions properly. You can accept all cookies or just the necessary cookies. To change settings, click Cookie Settings. You can access the settings later from the [Cookie practices page of the thl.fi website](#).

ACCEPT ONLY NECESSARY COOKIES

ACCEPT ALL COOKIES

[Cookie settings](#)