



Situation Report: Confirmed COVID-19		Location: The Gambia	
Date of Report: 16 th - 18 th December 2021		Investigation Start Date: 17 th March 2020 as of 18hrs.	
Prepared by:	Epidemiology and Disease Control Unit, MoH, The Gambia		

I. HIGHLIGHTS

This is the **410th** national situation report since the confirmation of the first case of the coronavirus disease (COVID-19) in The Gambia, on the **16th March 2020**

- No new COVID-19-related death registered, bringing the total to **342 (Crude Case-Fatality Ratio, 3.39%)**
- **Twenty-seven(27)** new cases were registered (**Cumulative cases 10,078**)
- Six (**6**), **12** and **9** cases were reported on the **16th**, **17th** and **18th** respectively
- The test positivity rate is **2.77% (27/976)**, **NPHL – 913 (24 positives)** and **MRCG – 63 (3 Positives)**
 - No case is currently on **oxygen therapy**
- **Thirty-six (36)** cases were discharged after at least **10** days from the day they tested positive but evaded institutional isolation and zero (0) from COVID-19 treatment centres

COVID-19 SITUATION IN NUMBERS

Globally

- 👤 Confirmed Cases: **257,376,379**
- 🌿 Recoveries: **247,090,315**
- ➡ Deaths: **5,374,014**

Senegal

- 👤 Confirmed Cases: **74,183**
- 🌿 Recoveries: **72,221**
- ➡ Deaths: **1,886**

The Gambia

- 👤 Confirmed Cases: **10,078**
- 👤 Active Cases: **53**
- 🌿 Recoveries: **9,683**
- ➡ Deaths: **342**

II. EPIDEMIOLOGICAL DESCRIPTION

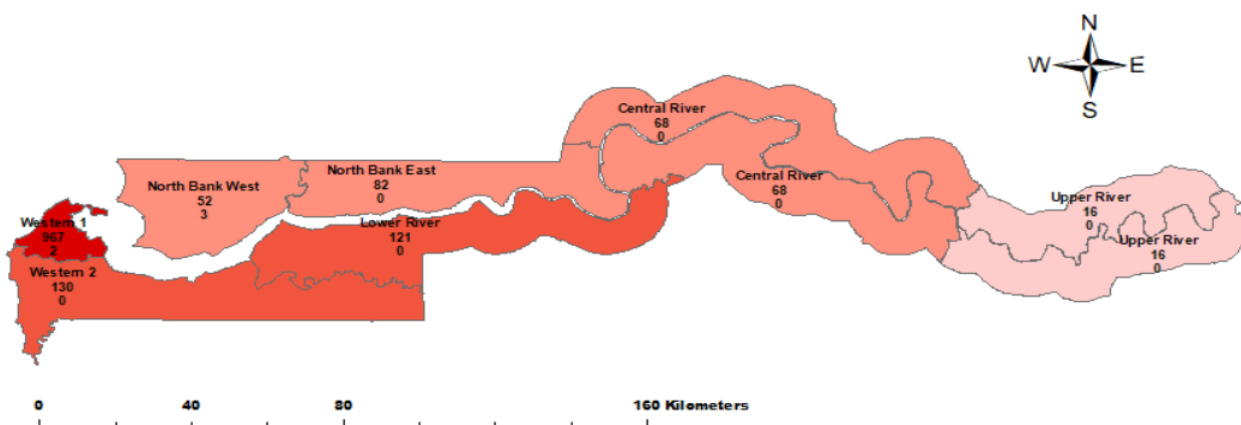


Fig 1: Geographic Distribution of Covid-19 Cases per 100,000 Pop. by Region Since the start of the Pandemic to 30th November (Number Above) and October only (Number below) in The Gambia

- Western 1 Health Region has a disproportionately higher number of cases than all the health regions (**See Fig. 1**)
- Below are the age-sex distribution and the Epi-curve of confirmed cases by date of sample collection, respectively (**See Fig. 2 and 3**)

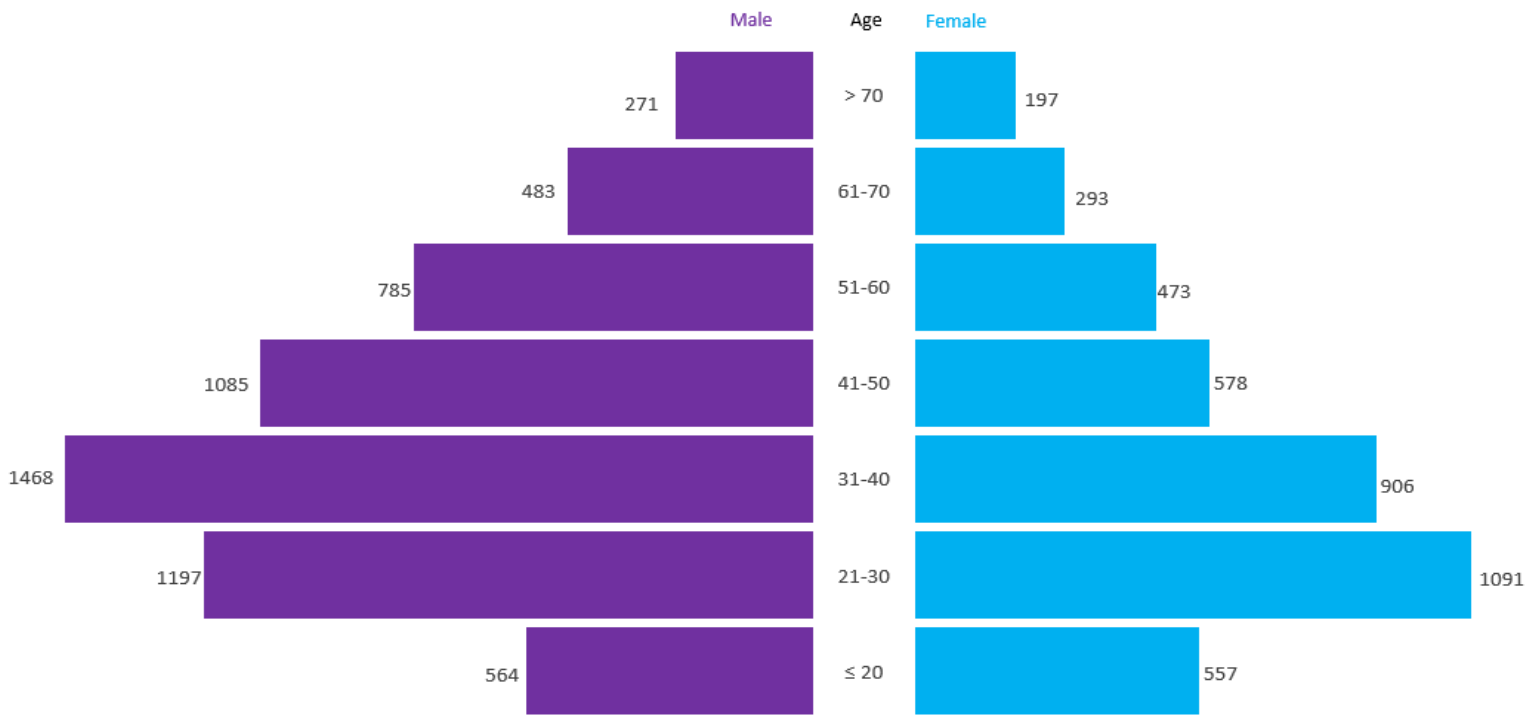


Fig 2: Age-Sex Distribution of Confirmed COVID-19 Cases, The Gambia, 2021

✧ This excludes the 27 confirmed cases whose demographic information are not yet available

About 59% of the confirmed cases are males (**See Fig. 2**)

About 59% of the confirmed cases are 40 years below (**See Fig. 2**)

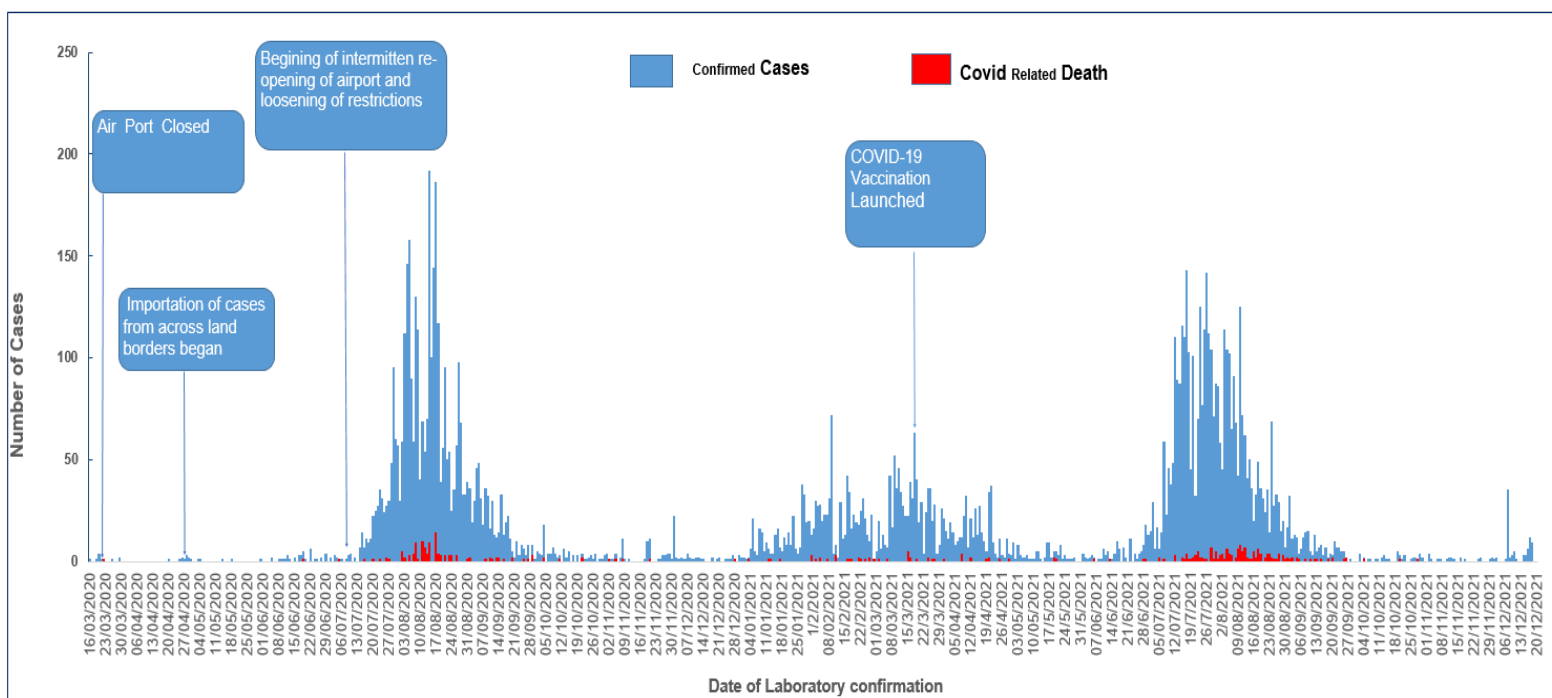


Fig. 3: Epidemic Curve of Laboratory-Confirmed Cases Reported daily, COVID-19 Pandemic, The Gambia, 16th March 2020-12th December 2021*.

A considerable amount of time elapsed between date of reporting and the date of laboratory confirmation of some cases

- Three main waves of infection occurred – the pre airport closure wave, the importation from Senegal wave and the intermittent airport re-opening and loosening of restrictions wave

Table 1: Summary of New and Cumulative Public Health Response Outputs, COVID-19 Pandemic, The Gambia, 2021

Status	New	Cumulative
No. of active cases in institutional isolation		2
No. of COVID-19 patients on oxygen support		4
No. of patients recovered and discharged	0	
In Hotel Quarantine	0	19
Completed Hotel Quarantine	0	5,240
Completed follow-up (asymptomatic people with travel history to affected countries) *	0	310
No. of Contact(s) Identified**	0	
No. of Contacts being monitored	0	
No. of Contacts who completed 14-day follow-up	0	17,119
No. of Contacts lost to follow-up	0	58
Total Tests conducted (Repeat Tests)***	976(0)	130,665
Positive test result (Repeat Tests)***	27(0)	10,078
Negative test result (Repeat Tests)***	948(0)	119,329
Inconclusive test result (Repeat Tests)***	1(0)	

* Follow-up completed prior to the 17th March (when the first confirmed case was reported)

** Includes both low-risk and high-risk contacts and not mutually exclusive with number quarantined (as some have been quarantined)

*** Includes repeat tests in bracket

Table 3: Major response activities undertaken newly, COVID-19 Outbreak, The Gambia, 2021

III. MAJOR RESPONSE ACTIVITIES

Component	Interventions
Coordination	<ul style="list-style-type: none"> • <i>Coordination meetings held at both central and regional levels</i>
Surveillance/ Laboratory	<ul style="list-style-type: none"> • <i>A total of 976 new laboratory test results received 913 from NPHL and 63 from MRCG</i> • <i>Of these, 1 test result returned inconclusive or indeterminate, 27 new samples tested positive</i>
Case Management / Psychosocial Support & Research / IPC	<ul style="list-style-type: none"> • <i>No new COVID-19 related death recorded</i> • <i>No patient was newly discharged from treatment centres</i> • <i>No new contacts traced and monitored</i> • <i>No COVID-19 patient is currently on oxygen therapy</i>

IV. GAPS/CHALLENGES:

- CBS activities not replicated in all regions to increase in the number of daily tests being conducted
- Support for innovative countrywide risk communication strategies and activities on COVID-19 is suboptimal
- Dwindling compliance with mask-wearing requirements
- Low turn-out at COVID-19 sample collection sites resulting in fewer number of daily tests
- Denial, misinformation, stigma and discrimination against COVID-19 affected families.
- Low COVID-19 vaccination coverage rate

V. NEXT STEPS/RECOMMENDATIONS:

- CBS activities need to be synchronized with MRC's ILI surveillance to spur up testing rates in the hinterland.
- Strengthen community-based surveillance in all regions to increase awareness and testing rates
- Intensify risk communication and community engagement activities, on COVID-19 at community level, including at LUMOS, in a bid to curtail community transmission and dispel misinformation and denial and vaccine hesitancy
- Thorough enforcement of the mandatory mask-wearing regulation
- IPC measures should be strictly adhered to in all public and private health healthcare facilities
- Provision of adequate stocks of PPEs to all health facilities
- Health workers to observe all COVID-19 preventive measures always including the donning of appropriate PPEs
- Intensify activities geared to increase COVID-19 vaccination coverage at all levels
- Strengthen the capacity of the National Public Health Laboratories to conduct sequencing to identify new variants from positive samples as the COVID-19 virus evolves.

For comments or questions, please contact:
Amadou Woury Jallow
Public Health Emergency Operations Center
Epidemiology and Disease Control Unit, The Gambia
Email: amadou.jalow@gmail.com Phone: +220 2639690/3921415/9921415

PARTNERS

