



[Home](#)

Testing results

## Testing results

These pages were last updated on 26 April 2020 at 16.45 hrs

On 9 March 2020, The Director of Public Health, Dr Nicola Brink, announced the first positive case of COVID-19, in the island. See the following media release for more details.

 [2020.03.09\\_positive\\_case\\_of\\_COVID-19 \[437.66 KB\]](#)

### COVID-19 testing and cases

Bailiwick of Guernsey

Samples tested

2941

Positive results

247

Negative results

2688

Awaiting results

6

No. of deaths\*

13

No. of presumptive deaths

4

Number recovered

171

Active Cases

62

\*There are 13 in total and 2 deaths in hospital

\*The 13 deaths exclude the 1 death that was not COVID-19 related.

The positive results are a result of infections acquired in UK, France, Tenerife, Mainland Spain, Germany, Austria, Switzerland, Jersey and Guernsey.

The samples tested number relates to all the sampling and testing activity associated with finding out if a person is positive or negative during 'one testing episode'

For example - a person who is symptomatic, is swabbed and the test outcome is positive. One is added to 'samples tested' and one to 'positive results'. After two weeks the case is re-swabbed to see if they have cleared their infection. They are negative and deemed recovered. Neither the extra swab nor the new negative result are counted as this relates to the original testing episode which has already registered on our statistics.

## Hospital Cases

Three patients are currently in-patients with confirmed COVID-19.

No patients are currently receiving intensive care support.

## Deaths

13 confirmed COVID-19 deaths – COVID-19 positive on laboratory testing / throat swab.

Four presumptive COVID-19 deaths – no laboratory testing or negative laboratory testing, but cause of death thought to be COVID-19 related.

Details of deaths registered in Guernsey between 1 January 2010 and 18 April 2020 have been examined by the Health Intelligence Unit, Public Health Services, to determine the impact of the COVID-19 pandemic on local death registrations from COVID-19 and other causes. The full report can be found in the downloads section on this page.

## Demographics

On 20th April, an analysis of the 239 confirmed cases showed that:

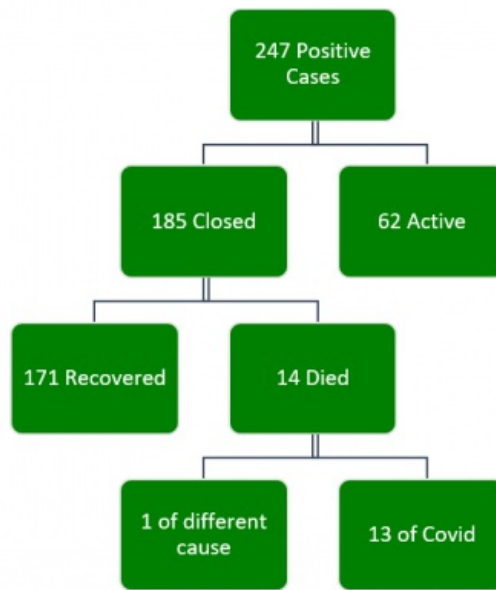
- 63% of cases were among females; 37% among males;
- Infections have been recorded in individuals aged from 0 to 99;
- 96% of infections have been in adults aged 18 and over; 4% have been among children under age 18.

## Recovered

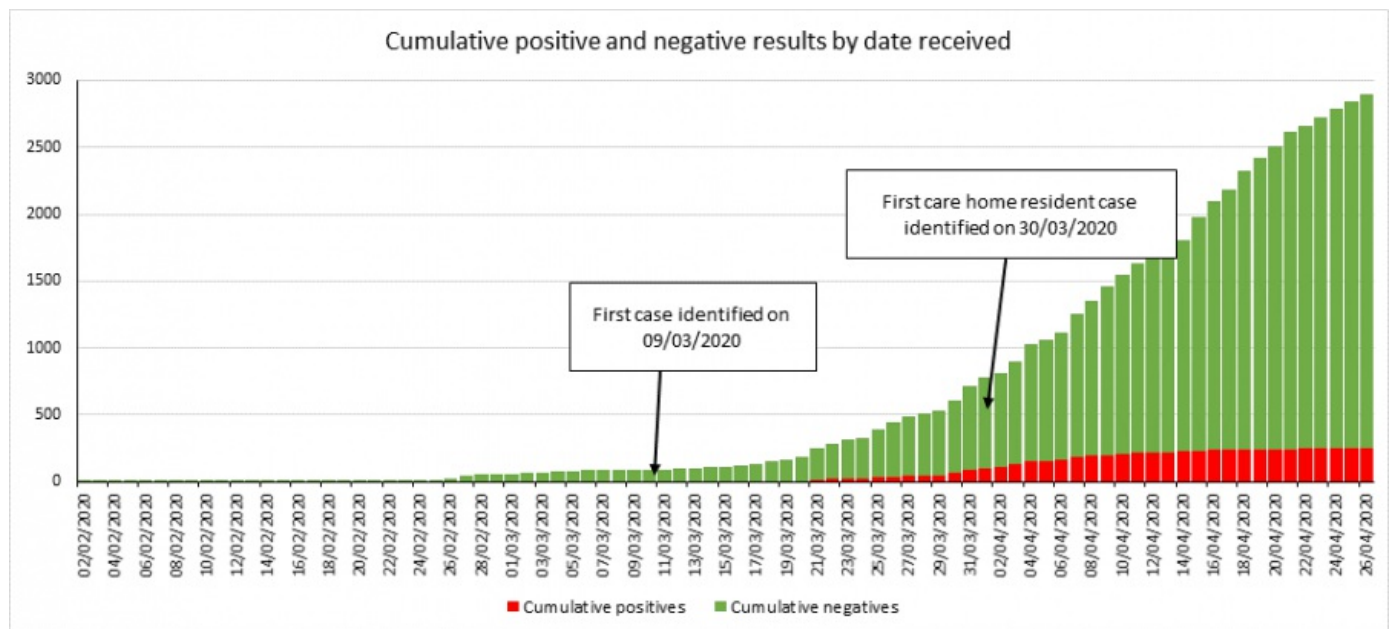
We are defining recovery as having no virus detectable on their nose / throat swab on Day 14 or later if a person is still

symptomatic on Day 14.

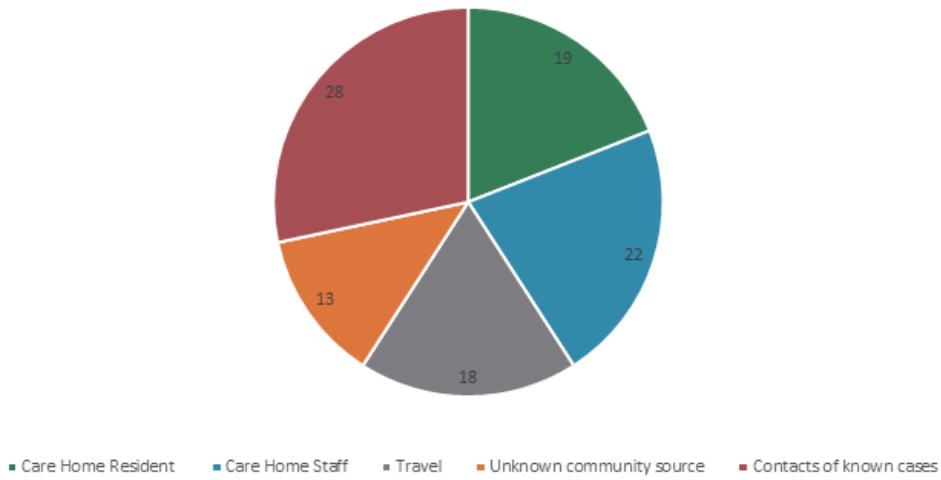
## Case Summary



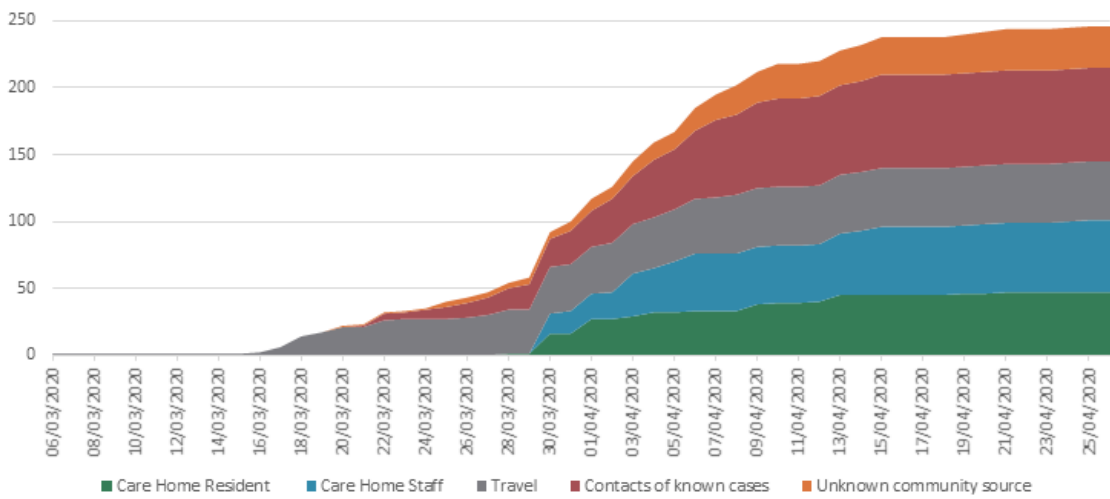
As well as the 13 deaths that have occurred among positive cases, there have been an additional 4 presumptive COVID-19 deaths.



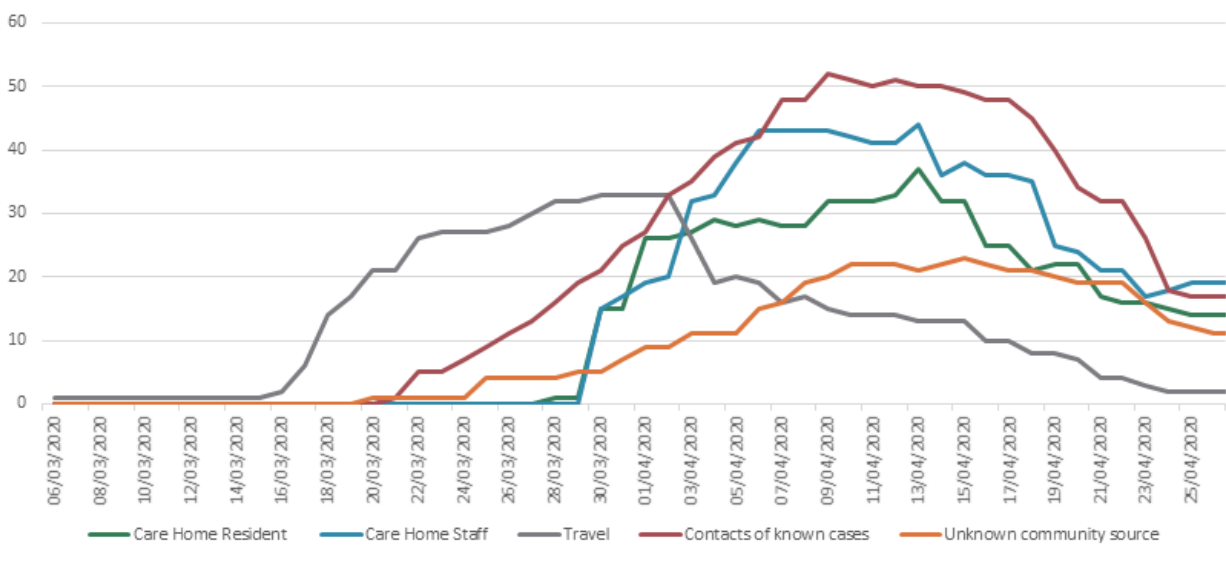
Total cases by case grouping (%)

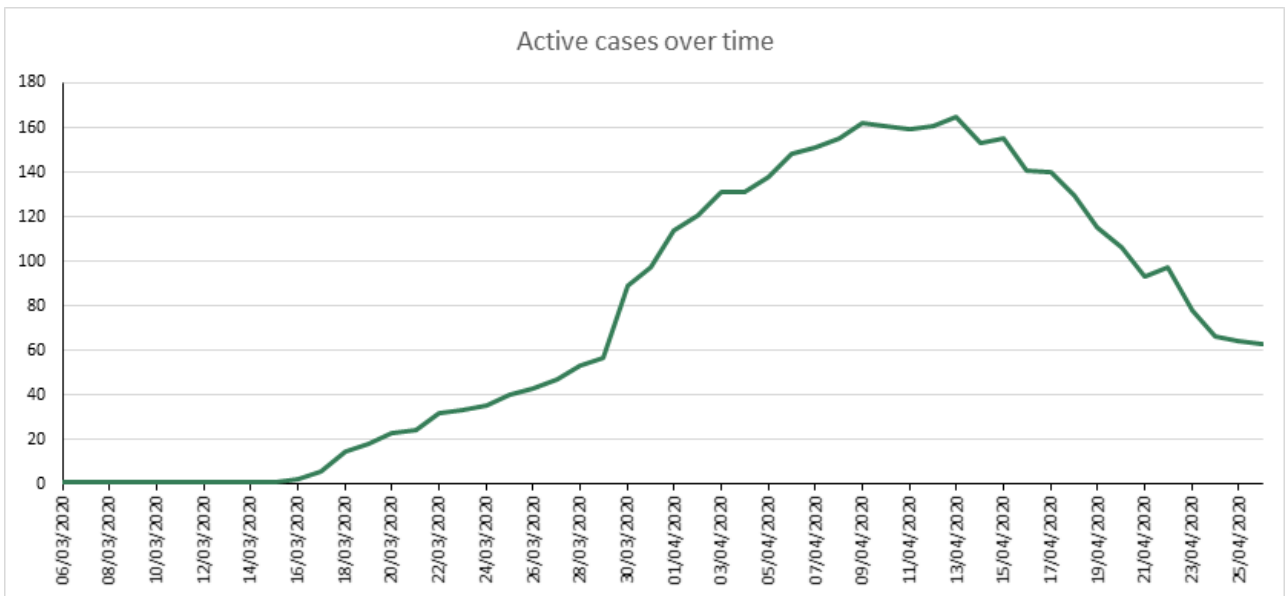


Cumulative cases by case type



Active cases over time by case grouping





\*Active cases are the total number of cases minus those who have recovered or are deceased. We are defining recovery as having no virus detectable on their nose / throat swab on Day 14 or later if a person is still symptomatic on Day 14.

## Demographics

On 20th April, an analysis of the 239 confirmed cases showed that:

- 63% of cases were among females; 37% among males;
- Infections have been recorded in individuals aged from 0 to 99;
- 96% of infections have been in adults aged 18 and over; 4% have been among children under age 18.

Age and sex profile of COVID-19 Cases



## Modelling

To monitor the trajectory of infections in the Bailiwick, Public Health Services monitor positive test results. Each positive test result is plotted against the day that symptoms began (or against testing date if no symptom-onset date is available).

We are assuming that for each positive test result, that there may be 1.67 actual cases of coronavirus on the Island. This assumption is based on research which suggests that around 40% of infected individuals may be asymptomatic. In other words we assume that we are detecting all symptomatic cases but missing another 40% who are asymptomatic; this represents the expected proportion of asymptomatic / mild cases that are not recognised as cases. This is then used to estimate the new number of new actual cases each day. Using this information the trajectory of the increase of coronavirus cases can be plotted for the Bailiwick. A 5-day moving average is used to adjust for random fluctuation in daily cases and make the curve smoother and easier to analyse.

What the graph below shows is that, even allowing for some undercounting, our cases numbers (blue line) have not risen exponentially as one would expect in a model mitigated by social distancing (orange line) alone. The grey dotted line shows what would have happened if there had been no mitigation. So, what this shows is that our case numbers are currently stable. We have so far succeeded in flattening the curves we might otherwise have seen had we not put our actions in place to prevent the on-going transmission of the virus in our community.



The graph below indicates trends on a logarithmic scale. On this scale, a straight diagonal upward line indicates exponential growth rate. Here the projected number of cases doubling in two, three and five days is illustrated with the grey dashed lines. This illustrates that the rate of spread in the Bailiwick is starting to decline.



## Efficacy of Contact Tracing

The figure below illustrates the number of contact identified per case before and after lockdown was introduced. The lag observed in the number of contacts per case aligns with the average incubation period from the time of infection to the development of symptoms of COVID-19. This figure was updated on the 21st April 2020.



Open all

### Expanded Testing Programme 8 April 2020

+

### Welfare calls

+

### Re-tests for positive cases

+

### How is COVID-19 testing carried out in Guernsey?

+

## Coronavirus Testing in Guernsey - Videos

+

 [Covid-19 mortality report - 24 April 2020 \[427.95 KB\]](#)

## COVID-19 contacts

### Clinical questions



[01481 756938](tel:01481756938)

or

[01481 756969](tel:01481756969)



[publichealth@gov.gg](mailto:publichealth@gov.gg)

Monday to Sunday 08:00-20:00 (email inbox monitored between 09:00-17:00 Monday to Friday)

### Non-clinical enquiries



[01481 717118](tel:01481717118)



[covid19enquiries@gov.gg](mailto:covid19enquiries@gov.gg)

Monday to Friday 09:00-17:00

### Businesses with financial concerns



[01481 743803](tel:01481743803)



[business.support@gov.gg](mailto:business.support@gov.gg)

Monday to Friday 09:00-17:00

### Individuals with financial concerns





[01481 732516](tel:01481732516)



[hardshipfund@gov.gg](mailto:hardshipfund@gov.gg)

Monday to Friday 08:30-16:00

### Guidance for critical businesses and workers



[01481 743803](tel:01481743803)



[trade@gov.gg](mailto:trade@gov.gg)

Monday to Friday 09:00-17:00

### Accommodation Advice



[01481 756535](tel:01481756535)



[housinghelp@gov.gg](mailto:housinghelp@gov.gg)

Monday to Friday 08:30-16:00

## How can we help?



### Help and support

Helplines

Healthcare information

Mental health

Domestic abuse

Loss and bereavement

### Guernsey together

Getting short on supplies?

[Health and nutrition](#)

[Community support](#)

[Pets and livestock](#)

[Share the rainbow](#)

[Follow us on social media](#)

[Accessibility](#)

[Contact us](#)

[Privacy](#)

[Terms and conditions](#)