

# Testing results

This page was last updated on 12 July 2020 at 11:40hrs.

On 9 March 2020, The Director of Public Health, Dr Nicola Brink, announced the first positive case of COVID-19, in the island. See the following media release for more details.

-  [Media release - 27 May 2020 - Active Cases \[533.84 KB\]](#)
-  [2020.03.09 positive case of COVID-19 \[437.66 KB\]](#)
-  [Media release - 2 July 2020 - Public Health provides more details on positive COVID-19 cases seen dur](#)

# COVID-19 testing and cases

Bailiwick of Guernsey

Samples tested	Positive results	Negative results	Awaiting results*	No. of deaths**	No. of presumptive deaths***	Number recovered	Known active cases
672752	644926	26		13	3	238	0

\* Awaiting results indicates people who have been swabbed and are awaiting a result.

\*\* 2 of the 13 deaths occurred in hospital, excludes one death that was not COVID-19 related.

\*\*\* Presumptive deaths have been reduced by one as retrospective review of one of the presumptive deaths concluded that the death was not COVID-19 related.

**There have been no new confirmed cases of COVID-19 within the Bailiwick for 73 days.**

The positive results are a result of infections acquired in UK, France, Tenerife, Mainland Spain, Germany, Austria, Switzerland, Jersey and Guernsey.

The samples tested number relates to all the sampling and testing activity associated with finding out if a person is positive or negative during 'one testing episode'

For example - a person who is symptomatic, is swabbed and the test outcome is positive. One is added to 'samples tested' and one to 'positive results'. After two weeks the case is re-swabbed to see if they have cleared their infection. They are negative and deemed recovered. Neither the extra swab nor the new negative result are counted as this relates to the original testing episode which has already registered on our statistics.

## Recovered

We are defining recovery as having no virus detectable on their nose / throat swab on Day 14 or later if a person is still symptomatic on Day 14.

## Active Cases

Active cases are the total number of cases minus those who have recovered or are deceased. We are defining recovery as having no virus detectable on their nose / throat swab on Day 14 or later if a person is still symptomatic on Day 14.

## Hospital Cases

There are currently no in-patients with confirmed COVID-19 in the Princess Elizabeth Hospital. Therefore, no patients are currently receiving intensive care support.

## Deaths

13 confirmed COVID-19 deaths – COVID-19 positive on laboratory testing / throat swab. Two of which occurred in hospital.

Three presumptive deaths, these have been reduced by one as retrospective review of one of the presumptive deaths concluded that the death was not COVID-19 related.

Details of deaths registered in Guernsey between 1 January 2010 and 18 April 2020 have been examined by the Health Intelligence Unit, Public Health Services, to determine the impact of the COVID-19 pandemic on local death registrations from COVID-19 and other causes. The full report can be found in the downloads section on this page.

## Analysis of COVID-19 cases July 2020

Of the 252 positive cases:

- 104 cases (41%) had an underlying medical condition / comorbidity,
- 120 (48%) cases did not
- 28 (11%) had unknown underlying medical condition/ comorbidity

Between 1st March and 31st May there were 34 hospital admissions where the patient had tested positive for COVID-19. These admissions related to 28 individuals as six people were admitted twice. None of those admitted to hospital required intensive care treatment.

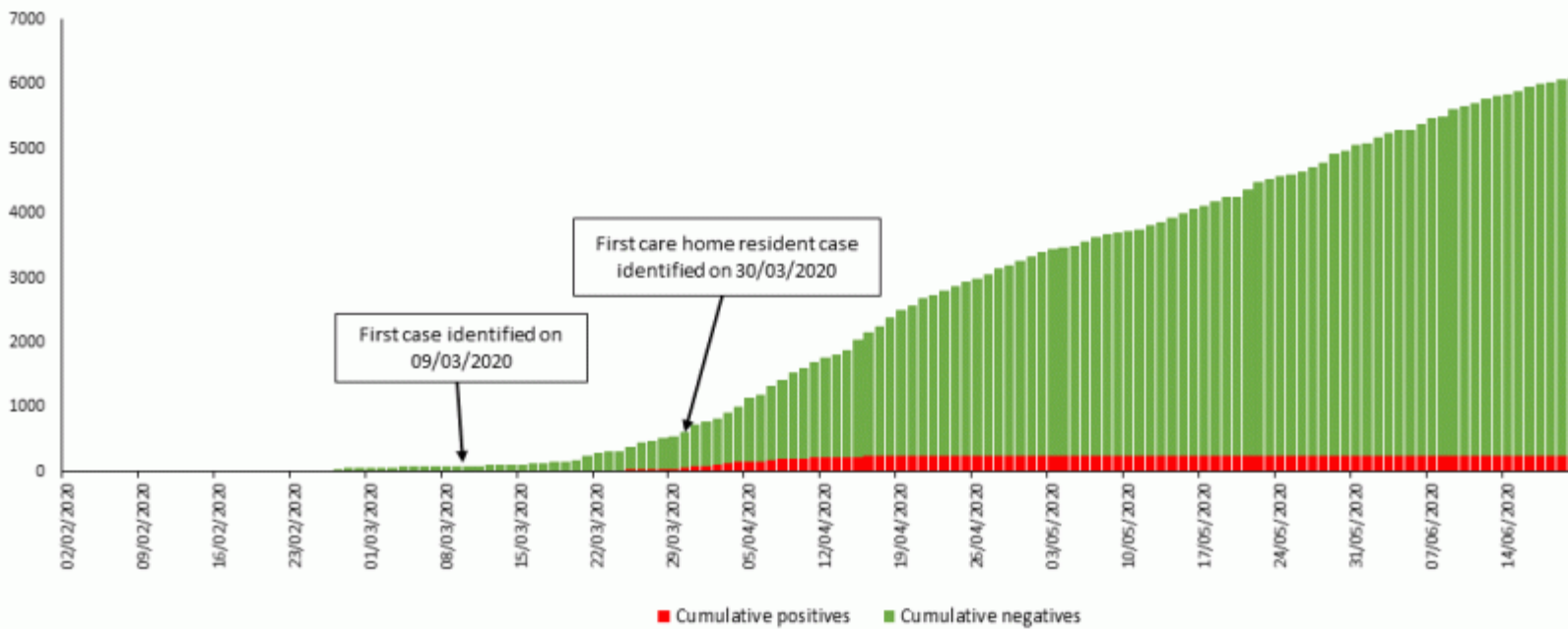
Of the 13 reported COVID-19 deaths which all occurred between 30th March 2020 and 14th April 2020, 5 were male and 8 female. All were over 80, with 6 deaths between 80-89 and 7 deaths over 90.

10 deaths occurred in residential / nursing homes or extra care housing with 3 occurring in hospital. At this stage, it is not possible to provide any further information on any underlying conditions or secondary causes of death as the clinical data has not been coded to allow analysis.

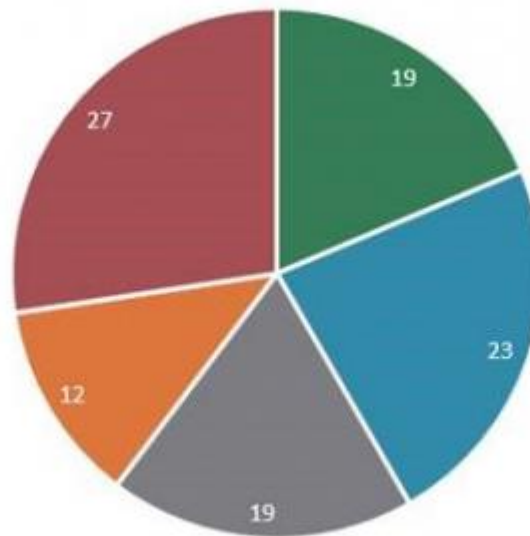
### Case Summary



Cumulative positive and negative results by date received



Total cases by case grouping (%)



Note: Case groupings may change as more cases are identified through contact tracing. This means that the proportion of cases in each group may decline with little change in the total number of overall cases.

- Care Home Resident
- Care Home Staff
- Travel
- Unknown community source
- Contacts of known cases

### Cumulative cases by case type



### Active cases over time by case grouping



Active cases over time



\*Active cases are the total number of cases minus those who have recovered or are deceased. We are defining recovery as having no virus detectable on their nose / throat swab on Day 14 or later if a person is still symptomatic on Day 14.

COVID-19 summary over time



## Demographics

On 11th May an analysis of the 252 confirmed cases showed that:

- 63% of cases were among females; 37% among males;

- Infections have been recorded in individuals aged from 0 to 99;
- 96% of infections have been in adults aged 18 and over; 4% have been among children under age 18

## Age and Sex profile of COVID-19 cases



## Modelling

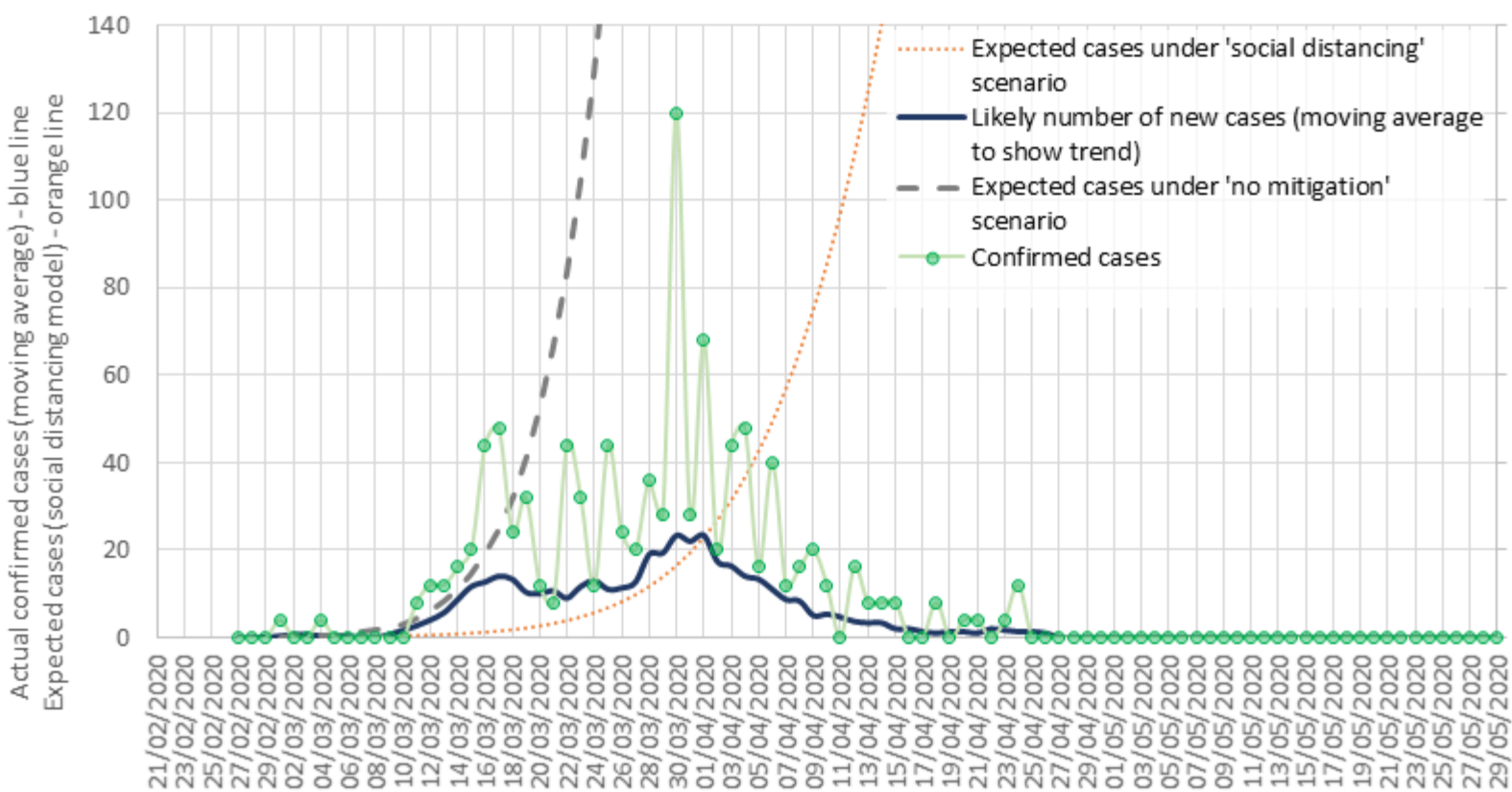
To monitor the trajectory of infections in the Bailiwick, Public Health Services monitor positive test results. Each positive test result is plotted against the day that symptoms began (or against testing date if no symptom-onset date is available).

We are assuming that for each positive test result, that there may be 1.67 actual cases of coronavirus on the Island. This assumption is based on research which suggests that around 40% of infected individuals may be asymptomatic. In other words we assume that we are detecting all symptomatic cases but missing another 40% who are asymptomatic; this represents the expected proportion of asymptomatic / mild cases that are not recognised as cases. This is then used to estimate the new number of new actual



cases each day. Using this information the trajectory of the increase of coronavirus cases can be plotted for the Bailiwick. A 5-day moving average is used to adjust for random fluctuation in daily cases and make the curve smoother and easier to analyse.

What the graph below shows is that, even allowing for some undercounting, our cases numbers (blue line) have not risen exponentially as one would expect in a model mitigated by social distancing (orange line) alone. The grey dotted line shows what would have happened if there had been no mitigation. So, what this shows is that our case numbers are currently stable. We have so far succeeded in flattening the curves we might otherwise have seen had we not put our actions in place to prevent the on-going transmission of the virus in our community.



The graph below indicates trends on a logarithmic scale. On this scale, a straight diagonal upward line indicates exponential growth rate. Here the projected number of cases doubling in two, three and five days is illustrated with the grey dashed lines. This illustrates that the rate of spread in the Bailiwick is starting to decline.



## Efficacy of Contact Tracing

The figure below illustrates the number of contact identified per case before and after lockdown was introduced. The lag observed in the number of contacts per case aligns with the average incubation period from the time of infection to the development of symptoms of COVID-19. This figure was updated on the 11th May 2020.



**Expanded Testing Programme** +

---

**Welfare calls** +

---

**Re-tests for positive cases** +

---

**How is COVID-19 testing carried out in Guernsey?** +

---

**Coronavirus Testing in Guernsey - Videos** +

 [Covid-19 mortality report - 24 April 2020 \[427.95 KB\]](#)

# COVID-19 contacts

## Clinical questions



[01481 756938](tel:01481756938)

or

[01481 756969](tel:01481756969)



[publichealth@gov.gg](mailto:publichealth@gov.gg)

Monday to Friday 08:00-16:00 (email inbox monitored between 09:00-17:00 Monday to Friday)

## Non-clinical enquiries



[01481 717118](tel:01481717118)



[covid19enquiries@gov.gg](mailto:covid19enquiries@gov.gg)

Monday to Friday 09:00-17:00

## Businesses with financial concerns



[01481 743803](tel:01481743803)



[business.support@gov.gg](mailto:business.support@gov.gg)

Monday to Friday 09:00-17:00

## Guidance for critical businesses and workers



[01481 743803](tel:01481743803)



[trade@gov.gg](mailto:trade@gov.gg)

Monday to Friday 09:00-17:00

## Education



[01481 733017](tel:01481733017)



[educationsportandculture@gov.gg](mailto:educationsportandculture@gov.gg)

Monday to Friday 08:30-17:00

## Help and support

[Helplines](#)

[Healthcare information](#)

[Mental health](#)

[Domestic abuse](#)

[Loss and bereavement](#)

## Guernsey together

[Getting short on supplies?](#)

[Health and nutrition](#)

[Community support](#)

[Pets and livestock](#)

[Share the rainbow](#)

## Follow us on social media

[Accessibility](#)

[Contact  
us](#)

[Privacy](#)

[Terms and  
conditions](#)