


Chandigarh's Fight Against COVID-19




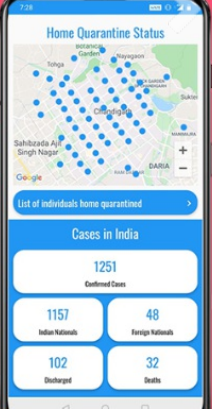

CHDCOVID Mobile App

Know about
Quarantine cases sector wise, Hospitals,
Flu Clinics and quarantine centres in
Chandigarh on map

Apply for **COVID-19** movement pass for
emergency and essential services

Scan QR code & download





For Foreign Returnees

Electricians / Plumbers / AC Mechanics for Providing Utility Services Across Various Zones in Chandigarh

For 3 months of Food Grains to Poor Families

For Chemist Shops for Home Delivery of Medicines **NEW** Donate to COVID-19 Relief Fund of UT Chandigarh.

For Movement Pass **NEW** Updated List of Retail Grocery Shops for Home Delivery in Chandigarh

ISOLATION CENTERS SETUP

- » Government Medical College and Hospital (GMCH), Sector 32
- » Government Multi Speciality Hospital (GMSH), Sector 16
- » Post Graduate Institute of Medical Education & Research (PGIMER), Sector 12

OTHER DOCUMENTS

- » List of Individuals Home Quarantined
- » Helpline Numbers of States & Union Territories for COVID-19
- » Advisory - Social Distancing
- » Advisory for Hospitals and Medical Institutions
- » Latest Testing Guidelines of Indian Council of Medical Research (ICMR)
- » Guidelines for notifying COVID-19 affected persons by Private Institutions
- » Letter from Secretary, Dept of Higher Education/School Education regarding Digital / e-Learning
- » Updated Guidelines on Clinical Management of COVID-19



ABOUT COVID-19

Coronaviruses are a group of related viruses that cause diseases in mammals and birds. In humans, coronaviruses cause respiratory tract infections that can be mild, such as some cases of the common cold (among other possible causes, predominantly rhinoviruses), and others that can be lethal, such as SARS, MERS, and COVID-19. Symptoms in other species vary: in chickens, they cause an upper respiratory tract disease, while in cows and pigs they cause diarrhea. There are yet to be vaccines or antiviral drugs to prevent or treat human coronavirus infections.

Coronaviruses constitute the subfamily Orthocoronavirinae, in the family Coronaviridae, order Nidovirales, and realm Riboviria. They are enveloped viruses with a positive-sense single-stranded RNA genome and a nucleocapsid of helical symmetry. The genome size of coronaviruses ranges from approximately 27 to 34 kilobases, the largest among known RNA viruses. The name coronavirus is derived from the Latin corona, meaning & crown or & halo, which refers to the characteristic appearance reminiscent of a crown or a solar corona around the virions (virus particles) when viewed under two-dimensional transmission electron microscopy, due to the surface covering in club-shaped protein spikes. [Read More →](#)

Corona Stats For Chandigarh

Confirmed

660

Recovered

480
Deaths
11
Total Sampled
10457
Positive Cases
660
Negative Cases
9744
Rejected Samples
2
Result Awaited
51

* Statistics sourced from Department of Health, Chandigarh

Home Quarantined : 11675

* Statistics sourced from Municipal Corporation, Chandigarh

Corona Stats For India

Confirmed
1010291
Recovered
638563
Deaths
25671

Total Volunteer/Organization Registered

Individual volunteer
205
Organization
26

COVID19 STATEWISE STATUS (*including foreign nationals, as on 2020-07-17 08:00:00)

* Statistics sourced from The Ministry of Health and Family Welfare :-

S.No.	Name of State / UT	Total Confirmed cases *	Cured/Discharged/Migrated	Death
1	Andaman and Nicobar Islands	180	133	0
2	Andhra Pradesh	38044	19393	492
3	Arunachal Pradesh	543	153	3
4	Assam	19754	12888	48
5	Bihar	21764	14018	197
6	Chandigarh	651	476	11
7	Chhattisgarh	4732	3451	21
8	Dadra and Nagar Haveli and Daman and Diu	552	371	2
9	Delhi	118645	97693	3545
10	Goa	3108	1817	19
11	Gujarat	45481	32103	2089
12	Haryana	24002	18185	322
13	Himachal Pradesh	1377	984	11
14	Jammu and Kashmir	12156	6446	222
15	Jharkhand	4624	2513	42
16	Karnataka	51422	19729	1032
17	Kerala	10275	4862	37
18	Ladakh	1147	970	1
19	Madhya Pradesh	20378	14127	689
20	Maharashtra	284281	158140	11194
21	Manipur	1764	1129	0
22	Meghalaya	377	66	2
23	Mizoram	272	160	0
24	Nagaland	916	391	0
25	Odisha	15392	10877	79
26	Puducherry	1743	947	22
27	Punjab	9094	6277	230
28	Rajasthan	27174	19970	538

29 S.No.	Sikkim Name of State / UT	Total Confirmed cases *	88 Cured/Discharged/Migrated	0 Death
30	Tamil Nadu	156369	107416	2236
31	Telangana	41018	27295	396
32	Tripura	2283	1604	3
33	Uttarakhand	3982	2995	50
35	West Bengal	36117	21415	1023
Total number of confirmed cases in India		1010291	638563	25671

Designed & Developed by **SPICINDIA**