

Chandigarh's Fight Against COVID-19

CHDCOVID Mobile App

Know about
Quarantine cases sector wise, Hospitals,
Flu Clinics and quarantine centres in
Chandigarh on map

**Apply for COVID-19 movement pass for
emergency and essential services**

**Scan QR code
& download**



NEW [Information for Foreign Returnees](#)

NEW [List of Electricians / Plumbers / AC Mechanics for Providing Utility Services Across Various Zones in Chandigarh](#)

NEW [Distribution of 3 months of Food Grains to Poor Families](#)

NEW [Updated List of Chemist Shops for Home Delivery of Medicines](#)

NEW [Donate to COVID-19 Relief Fund of UT Chandigarh.](#)

NEW [Apply For Movement Pass](#)

NEW [Updated List of Retail Grocery Shops for Home Delivery in Chandigarh](#)

- [Government Medical College and Hospital \(GMCH\), Sector 32](#)
- [Government Multi Speciality Hospital \(GMSH\), Sector 16](#)
- [Post Graduate Institute of Medical Education & Research \(PGIMER\), Sector 12](#)

OTHER DOCUMENTS

- [List of Individuals Home Quarantined](#)
- [Helpline Numbers of States & Union Territories for COVID-19](#)
- [Advisory - Social Distancing](#)
- [Advisory for Hospitals and Medical Institutions](#)
- [Latest Testing Guidelines of Indian Council of Medical Research \(ICMR\)](#)
- [Guidelines for notifying COVID-19 affected persons by Private Institutions](#)
- [Letter from Secretary, Dept of Higher Education/School Education regarding Digital / e-Learning](#)
- [Updated Guidelines on Clinical Management of COVID-19](#)



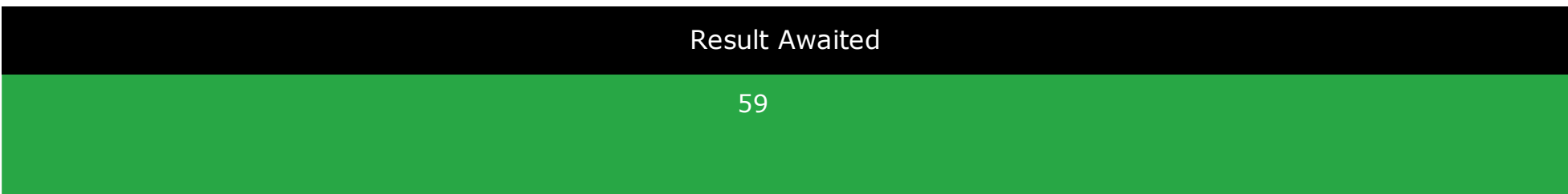
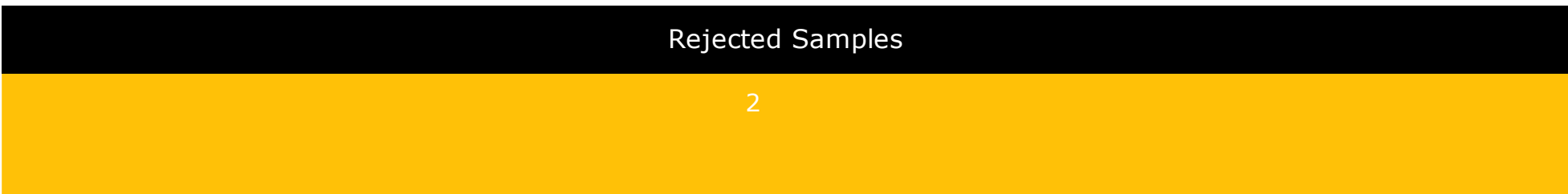
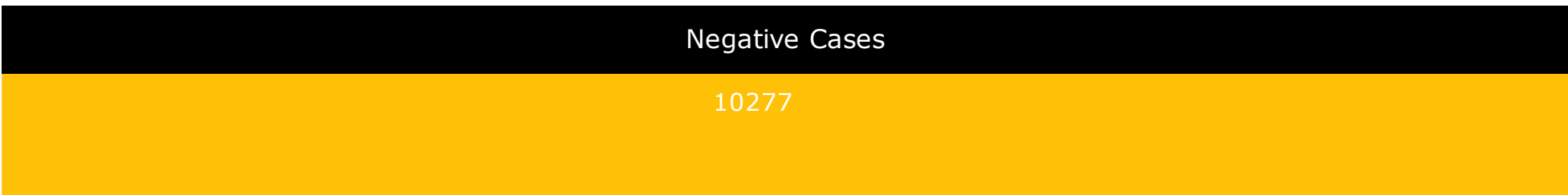
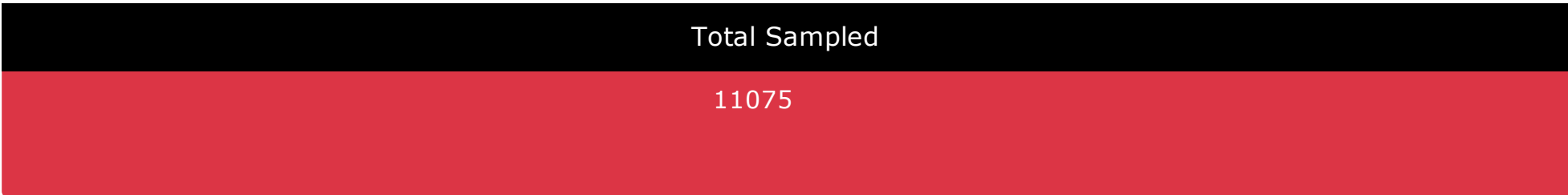
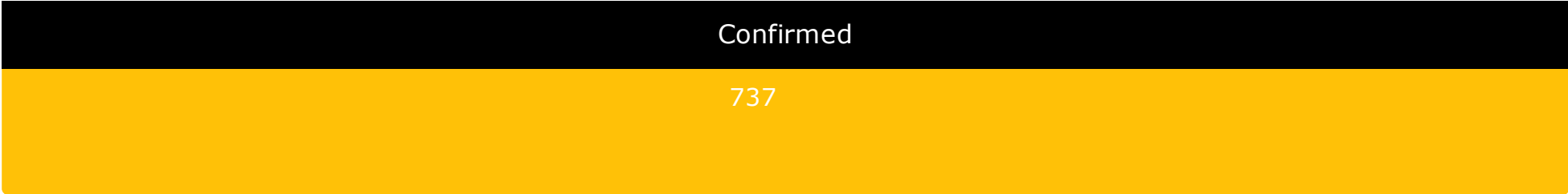
ABOUT COVID-19

Coronaviruses are a group of related viruses that cause diseases in mammals and birds. In humans, coronaviruses cause respiratory tract infections that can be mild, such as some cases of the common cold (among other possible causes, predominantly rhinoviruses), and others that can be lethal, such as SARS, MERS, and COVID-19. Symptoms in other species vary: in chickens, they cause an upper respiratory tract disease, while in cows and pigs they cause diarrhea. There are yet to be vaccines or antiviral drugs to prevent or treat human coronavirus infections.

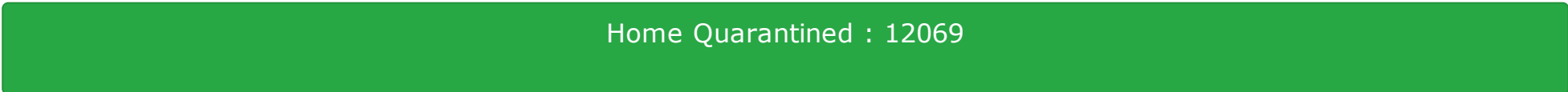
Coronaviruses constitute the subfamily Orthocoronavirinae, in the family Coronaviridae, order Nidovirales, and realm Riboviria. They are enveloped viruses with a positive-sense single-stranded RNA genome and a nucleocapsid of helical symmetry. The genome size of coronaviruses ranges from approximately 27 to 34 kilobases, the largest among known RNA viruses. The name coronavirus is derived from the Latin corona, meaning & crown or & halo, which refers to the characteristic appearance reminiscent of a crown or a solar corona around the virions (virus particles) when viewed under two-dimensional transmission electron microscopy, due to the surface covering in club-shaped protein spikes.

[Read More](#)

Corona Stats For Chandigarh



* Statistics sourced from Department of Health, Chandigarh



* Statistics sourced from Municipal Corporation, Chandigarh



Corona Stats For India

Confirmed
1127281
Recovered
707523
Deaths
27628

Total Volunteer/Organization Registered

Individual volunteer
206
Organization
26

COVID19 STATEWISE STATUS (*including foreign nationals, as on 2020-07-20 08:00:00)

* Statistics sourced from The Ministry of Health and Family Welfare :-

S.No.	Name of State / UT	Total Confirmed cases *	Cured/Discharged/Migrated	Death
1	Andaman and Nicobar Islands	203	145	0
2	Andhra Pradesh	49650	22890	642
3	Arunachal Pradesh	740	282	3
4	Assam	23999	16023	57
5	Bihar	26569	16308	217
6	Chandigarh	717	488	12
7	Chhattisgarh	5407	3775	24
8	Dadra and Nagar Haveli and Daman and Diu	605	414	2
9	Delhi	122793	103134	3628
10	Goa	3657	2218	22
11	Gujarat	48355	34901	2142
12	Haryana	26164	19793	349
13	Himachal Pradesh	1483	1059	11
14	Jammu and Kashmir	13899	7811	244
15	Jharkhand	5535	2716	49

S.No.	Name of State / UT	Total Confirmed cases *	Cured/Discharged/Migrated	Death
16	Karnataka	63772	23065	1331
17	Kerala	12480	5371	42
18	Ladakh	1178	1003	2
19	Madhya Pradesh	22600	15311	721
20	Maharashtra	310455	169569	11854
21	Manipur	1911	1213	0
22	Meghalaya	450	66	2
23	Mizoram	284	167	0
24	Nagaland	988	445	0
25	Odisha	17437	12453	91
26	Puducherry	1999	1154	28
27	Punjab	10100	6535	254
28	Rajasthan	29434	21730	559
29	Sikkim	283	92	0
30	Tamil Nadu	170693	117915	2481
31	Telangana	45076	32438	415
32	Tripura	2878	1759	5
33	Uttarakhand	4515	3116	52
35	West Bengal	42487	24883	1112
Total number of confirmed cases in India		1127281	707523	27628

