

Chandigarh's Fight Against COVID-19

CHDCOVID Mobile App

Know about
Quarantine cases sector wise, Hospitals,
Flu Clinics and quarantine centres in
Chandigarh on map

**Apply for COVID-19 movement pass for
emergency and essential services**

**Scan QR code
& download**



NEW [Information for Foreign Returnees](#)

NEW [List of Electricians / Plumbers / AC Mechanics for Providing Utility Services Across Various Zones in Chandigarh](#)




NEW [Distribution of 3 months of Food Grains to Poor Families](#)

NEW [Updated List of Chemist Shops for Home Delivery of Medicines](#)








NEW [Donate to COVID-19 Relief Fund of UT Chandigarh.](#)

NEW [Apply For Movement Pass](#)

NEW [Updated List of Retail Grocery Shops for Home Delivery in Chandigarh](#)

-  Government Medical College and Hospital (GMCH), Sector 32
-  Government Multi Speciality Hospital (GMSH), Sector 16
-  Post Graduate Institute of Medical Education & Research (PGIMER), Sector 12

OTHER DOCUMENTS

-  [List of Individuals Home Quarantined](#)
-  [Helpline Numbers of States & Union Territories for COVID-19](#)
-  [Advisory - Social Distancing](#)
-  [Advisory for Hospitals and Medical Institutions](#)
-  [Latest Testing Guidelines of Indian Council of Medical Research \(ICMR\)](#)
-  [Guidelines for notifying COVID-19 affected persons by Private Institutions](#)
-  [Letter from Secretary, Dept of Higher Education/School Education regarding Digital / e-Learning](#)
-  [Updated Guidelines on Clinical Management of COVID-19](#)



ABOUT COVID-19

Coronaviruses are a group of related viruses that cause diseases in mammals and birds. In humans, coronaviruses cause respiratory tract infections that can be mild, such as some cases of the common cold (among other possible causes, predominantly rhinoviruses), and others that can be lethal, such as SARS, MERS, and COVID-19. Symptoms in other species vary: in chickens, they cause an upper respiratory tract disease, while in cows and pigs they cause diarrhea. There are yet to be vaccines or antiviral drugs to prevent or treat human coronavirus infections.

Coronaviruses constitute the subfamily Orthocoronavirinae, in the family Coronaviridae, order Nidovirales, and realm Riboviria. They are enveloped viruses with a positive-sense single-stranded RNA genome and a nucleocapsid of helical symmetry. The genome size of coronaviruses ranges from approximately 27 to 34 kilobases, the largest among known RNA viruses. The name coronavirus is derived from the Latin corona, meaning & crown or & halo, which refers to the characteristic appearance reminiscent of a crown or a solar corona around the virions (virus particles) when viewed under two-dimensional transmission electron microscopy, due to the surface covering in club-shaped protein spikes.

[Read More](#) 

Confirmed
780
Recovered
526
Deaths
13
Total Sampled
11547
Positive Cases
780
Negative Cases
10719
Rejected Samples
2
Result Awaited
46
* Statistics sourced from Department of Health, Chandigarh
Home Quarantined : 12282
* Statistics sourced from Municipal Corporation, Chandigarh

Corona Stats For India

Confirmed
1216173
Recovered
768926
Deaths
29460

Total Volunteer/Organization Registered

Individual volunteer
207
Organization
26

COVID19 STATEWISE STATUS (*including foreign nationals, as on 2020-07-22 08:00:00)

* Statistics sourced from The Ministry of Health and Family Welfare :-

S.No.	Name of State / UT	Total Confirmed cases *	Cured/Discharged/Migrated	Death
1	Andaman and Nicobar Islands	212	159	0
2	Andhra Pradesh	58668	25574	758
3	Arunachal Pradesh	858	303	3
4	Assam	25382	18033	58
5	Bihar	28952	18515	217
6	Chandigarh	751	518	12
7	Chhattisgarh	5729	4114	29
8	Dadra and Nagar Haveli and Daman and Diu	705	463	2
9	Delhi	125096	106118	3690
10	Goa	4027	2449	26
11	Gujarat	50379	36423	2196
12	Haryana	27462	20952	364
13	Himachal Pradesh	1664	1077	11
14	Jammu and Kashmir	15258	8455	263
15	Jharkhand	6159	2904	55

S.No.	Name of State / UT	Total Confirmed cases *	Cured/Discharged/Migrated	Death
16	Karnataka	71069	25459	1464
17	Kerala	13994	5890	44
18	Ladakh	1198	1010	2
19	Madhya Pradesh	24095	16257	756
20	Maharashtra	327031	182217	12276
21	Manipur	2015	1400	0
22	Meghalaya	490	70	4
23	Mizoram	317	168	0
24	Nagaland	1030	485	0
25	Odisha	18757	13310	103
26	Puducherry	2179	1318	30
27	Punjab	10889	7389	263
28	Rajasthan	31373	22744	577
29	Sikkim	330	108	0
30	Tamil Nadu	180643	126670	2626
31	Telangana	47705	37385	429
32	Tripura	3331	1926	8
33	Uttarakhand	4849	3297	55
35	West Bengal	47030	28035	1182
Total number of confirmed cases in India		1216173	768926	29460

