


Chandigarh's Fight Against COVID-19




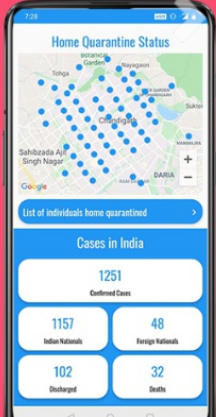

CHDCOVID Mobile App

Know about
Quarantine cases sector wise, Hospitals,
Flu Clinics and quarantine centres in
Chandigarh on map

Apply for **COVID-19** movement pass for
emergency and essential services

Scan QR code & download





Foreign Returnees

Plumbers / AC Mechanics for Providing Utility Services Across Various Zones in Chandigarh

Months of Food Grains to Poor Families

Medicine Shops for Home Delivery of Medicines **NEW** Donate to COVID-19 Relief Fund of UT Chandigarh.

Movement Pass **NEW** Updated List of Retail Grocery Shops for Home Delivery in Chandigarh

ISOLATION CENTERS SETUP

- » Government Medical College and Hospital (GMCH), Sector 32
- » Government Multi Speciality Hospital (GMSH), Sector 16
- » Post Graduate Institute of Medical Education & Research (PGIMER), Sector 12

OTHER DOCUMENTS

- » List of Individuals Home Quarantined
- » Helpline Numbers of States & Union Territories for COVID-19
- » Advisory - Social Distancing
- » Advisory for Hospitals and Medical Institutions
- » Latest Testing Guidelines of Indian Council of Medical Research (ICMR)
- » Guidelines for notifying COVID-19 affected persons by Private Institutions
- » Letter from Secretary, Dept of Higher Education/School Education regarding Digital / e-Learning
- » Updated Guidelines on Clinical Management of COVID-19



ABOUT COVID-19

Coronaviruses are a group of related viruses that cause diseases in mammals and birds. In humans, coronaviruses cause respiratory tract infections that can be mild, such as some cases of the common cold (among other possible causes, predominantly rhinoviruses), and others that can be lethal, such as SARS, MERS, and COVID-19. Symptoms in other species vary: in chickens, they cause an upper respiratory tract disease, while in cows and pigs they cause diarrhea. There are yet to be vaccines or antiviral drugs to prevent or treat human coronavirus infections.

Coronaviruses constitute the subfamily Orthocoronavirinae, in the family Coronaviridae, order Nidovirales, and realm Riboviria. They are enveloped viruses with a positive-sense single-stranded RNA genome and a nucleocapsid of helical symmetry. The genome size of coronaviruses ranges from approximately 27 to 34 kilobases, the largest among known RNA viruses. The name coronavirus is derived from the Latin corona, meaning & crown or & halo, which refers to the characteristic appearance reminiscent of a crown or a solar corona around the virions (virus particles) when viewed under two-dimensional transmission electron microscopy, due to the surface covering in club-shaped protein spikes. [Read More →](#)

Corona Stats For Chandigarh

Confirmed

780

Recovered

526
Deaths
13
Total Sampled
11547
Positive Cases
780
Negative Cases
10719
Rejected Samples
2
Result Awaited
46

* Statistics sourced from Department of Health, Chandigarh

Home Quarantined : 12453

* Statistics sourced from Municipal Corporation, Chandigarh

Corona Stats For India

Confirmed
1239684
Recovered
784267
Deaths
29890

Total Volunteer/Organization Registered

Individual volunteer
207
Organization
26

COVID19 STATEWISE STATUS (*including foreign nationals, as on 2020-07-23 08:00:00)

* Statistics sourced from The Ministry of Health and Family Welfare :-

S.No.	Name of State / UT	Total Confirmed cases *	Cured/Discharged/Migrated	Death
1	Andaman and Nicobar Islands	221	163	0
2	Andhra Pradesh	64713	32127	823
3	Arunachal Pradesh	949	314	3
4	Assam	26772	18033	64
5	Bihar	30369	19646	217
6	Chandigarh	793	526	13
7	Chhattisgarh	5968	4230	29
8	Dadra and Nagar Haveli and Daman and Diu	733	474	2
9	Delhi	126323	107650	3719
10	Goa	4176	2541	28
11	Gujarat	51399	37260	2224
12	Haryana	28186	21697	372
13	Himachal Pradesh	1725	1105	11
14	Jammu and Kashmir	15711	8607	273
15	Jharkhand	6485	3024	64
16	Karnataka	75833	27239	1519
17	Kerala	15032	6162	45
18	Ladakh	1206	1018	2
19	Madhya Pradesh	24842	16836	770
20	Maharashtra	337607	187769	12556
21	Manipur	2060	1428	0
22	Meghalaya	514	77	4
23	Mizoram	317	179	0
24	Nagaland	1084	486	0
25	Odisha	19835	13750	108
26	Puducherry	2300	1369	31
27	Punjab	11301	7641	269
28	Rajasthan	32334	23364	583

29 S.No.	Sikkim Name of State / UT	438 Total Confirmed cases *	112 Cured/Discharged/Migrated	0 Death
30	Tamil Nadu	186492	131583	3144
31	Telangana	49259	37666	438
32	Tripura	3449	2032	9
33	Uttarakhand	5300	3349	57
35	West Bengal	49321	29650	1221
Total number of confirmed cases in India		1239684	784267	29890

Designed & Developed by **SPICINDIA**