

Chandigarh's Fight Against COVID-19

CHDCOVID Mobile App

Know about
Quarantine cases sector wise, Hospitals,
Flu Clinics and quarantine centres in
Chandigarh on map

**Apply for COVID-19 movement pass for
emergency and essential services**

**Scan QR code
& download**



NEW [Information for Foreign Returnees](#)

NEW [List of Electricians / Plumbers / AC Mechanics for Providing Utility Services Across Various Zones in Chandigarh](#)




NEW [Distribution of 3 months of Food Grains to Poor Families](#)

NEW [Updated List of Chemist Shops for Home Delivery of Medicines](#)









NEW [Donate to COVID-19 Relief Fund of UT Chandigarh.](#)

NEW [Apply For Movement Pass](#)

NEW [Updated List of Retail Grocery Shops for Home Delivery in Chandigarh](#)

-  Government Medical College and Hospital (GMCH), Sector 32
-  Government Multi Speciality Hospital (GMSH), Sector 16
-  Post Graduate Institute of Medical Education & Research (PGIMER), Sector 12

OTHER DOCUMENTS

-  [List of Individuals Home Quarantined](#)
-  [Helpline Numbers of States & Union Territories for COVID-19](#)
-  [Advisory - Social Distancing](#)
-  [Advisory for Hospitals and Medical Institutions](#)
-  [Latest Testing Guidelines of Indian Council of Medical Research \(ICMR\)](#)
-  [Guidelines for notifying COVID-19 affected persons by Private Institutions](#)
-  [Letter from Secretary, Dept of Higher Education/School Education regarding Digital / e-Learning](#)
-  [Updated Guidelines on Clinical Management of COVID-19](#)



ABOUT COVID-19

Coronaviruses are a group of related viruses that cause diseases in mammals and birds. In humans, coronaviruses cause respiratory tract infections that can be mild, such as some cases of the common cold (among other possible causes, predominantly rhinoviruses), and others that can be lethal, such as SARS, MERS, and COVID-19. Symptoms in other species vary: in chickens, they cause an upper respiratory tract disease, while in cows and pigs they cause diarrhea. There are yet to be vaccines or antiviral drugs to prevent or treat human coronavirus infections.

Coronaviruses constitute the subfamily Orthocoronavirinae, in the family Coronaviridae, order Nidovirales, and realm Riboviria. They are enveloped viruses with a positive-sense single-stranded RNA genome and a nucleocapsid of helical symmetry. The genome size of coronaviruses ranges from approximately 27 to 34 kilobases, the largest among known RNA viruses. The name coronavirus is derived from the Latin corona, meaning & crown or & halo, which refers to the characteristic appearance reminiscent of a crown or a solar corona around the virions (virus particles) when viewed under two-dimensional transmission electron microscopy, due to the surface covering in club-shaped protein spikes.

[Read More](#) 

Confirmed	800
Recovered	531
Deaths	13
Total Sampled	11780
Positive Cases	800
Negative Cases	10930
Rejected Samples	2
Result Awaited	48
* Statistics sourced from Department of Health, Chandigarh	
Home Quarantined : 12453	
* Statistics sourced from Municipal Corporation, Chandigarh	

Corona Stats For India	
Confirmed	
1239684	
Recovered	
784267	
Deaths	
29890	

Total Volunteer/Organization Registered	
Individual volunteer	
207	
Organization	
26	

COVID19 STATEWISE STATUS (*including foreign nationals, as on 2020-07-23 08:00:00)				
* Statistics sourced from The Ministry of Health and Family Welfare :-				
S.No.	Name of State / UT	Total Confirmed cases *	Cured/Discharged/Migrated	Death
1	Andaman and Nicobar Islands	221	163	0
2	Andhra Pradesh	64713	32127	823
3	Arunachal Pradesh	949	314	3
4	Assam	26772	18033	64
5	Bihar	30369	19646	217
6	Chandigarh	793	526	13
7	Chhattisgarh	5968	4230	29
8	Dadra and Nagar Haveli and Daman and Diu	733	474	2
9	Delhi	126323	107650	3719
10	Goa	4176	2541	28
11	Gujarat	51399	37260	2224
12	Haryana	28186	21697	372
13	Himachal Pradesh	1725	1105	11
14	Jammu and Kashmir	15711	8607	273
15	Jharkhand	6485	3024	64

S.No.	Name of State / UT	Total Confirmed cases *	Cured/Discharged/Migrated	Death
16	Karnataka	75833	27239	1519
17	Kerala	15032	6162	45
18	Ladakh	1206	1018	2
19	Madhya Pradesh	24842	16836	770
20	Maharashtra	337607	187769	12556
21	Manipur	2060	1428	0
22	Meghalaya	514	77	4
23	Mizoram	317	179	0
24	Nagaland	1084	486	0
25	Odisha	19835	13750	108
26	Puducherry	2300	1369	31
27	Punjab	11301	7641	269
28	Rajasthan	32334	23364	583
29	Sikkim	438	112	0
30	Tamil Nadu	186492	131583	3144
31	Telangana	49259	37666	438
32	Tripura	3449	2032	9
33	Uttarakhand	5300	3349	57
35	West Bengal	49321	29650	1221
Total number of confirmed cases in India		1239684	784267	29890

