


## Chandigarh's Fight Against COVID-19




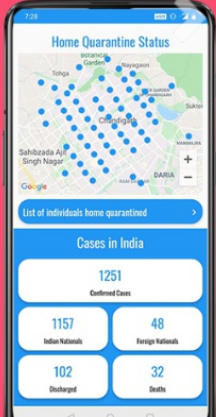

### CHDCOVID Mobile App

Know about  
Quarantine cases sector wise, Hospitals,  
Flu Clinics and quarantine centres in  
Chandigarh on map

Apply for **COVID-19** movement pass for  
emergency and essential services

### Scan QR code & download





Foreign Returnees

Electricians / Plumbers / AC Mechanics for Providing Utility Services Across Various Zones in Chandigarh

Monthly Distribution of Food Grains to Poor Families

Pharmacy Shops for Home Delivery of Medicines

**NEW**

Donate to COVID-19 Relief Fund of UT Chandigarh.

Movement Pass

**NEW**

Updated List of Retail Grocery Shops for Home Delivery in Chandigarh

### ISOLATION CENTERS SETUP

- » Government Medical College and Hospital (GMCH), Sector 32
- » Government Multi Speciality Hospital (GMSH), Sector 16
- » Post Graduate Institute of Medical Education & Research (PGIMER), Sector 12

### OTHER DOCUMENTS

- » List of Individuals Home Quarantined
- » Helpline Numbers of States & Union Territories for COVID-19
- » Advisory - Social Distancing
- » Advisory for Hospitals and Medical Institutions
- » Latest Testing Guidelines of Indian Council of Medical Research (ICMR)
- » Guidelines for notifying COVID-19 affected persons by Private Institutions
- » Letter from Secretary, Dept of Higher Education/School Education regarding Digital / e-Learning
- » Updated Guidelines on Clinical Management of COVID-19



## ABOUT COVID-19

Coronaviruses are a group of related viruses that cause diseases in mammals and birds. In humans, coronaviruses cause respiratory tract infections that can be mild, such as some cases of the common cold (among other possible causes, predominantly rhinoviruses), and others that can be lethal, such as SARS, MERS, and COVID-19. Symptoms in other species vary: in chickens, they cause an upper respiratory tract disease, while in cows and pigs they cause diarrhea. There are yet to be vaccines or antiviral drugs to prevent or treat human coronavirus infections.

Coronaviruses constitute the subfamily Orthocoronavirinae, in the family Coronaviridae, order Nidovirales, and realm Riboviria. They are enveloped viruses with a positive-sense single-stranded RNA genome and a nucleocapsid of helical symmetry. The genome size of coronaviruses ranges from approximately 27 to 34 kilobases, the largest among known RNA viruses. The name coronavirus is derived from the Latin corona, meaning & crown or & halo, which refers to the characteristic appearance reminiscent of a crown or a solar corona around the virions (virus particles) when viewed under two-dimensional transmission electron microscopy, due to the surface covering in club-shaped protein spikes. [Read More →](#)

## Corona Stats For Chandigarh

Confirmed

823

Recovered

535
Deaths
13
Total Sampled
12030
Positive Cases
823
Negative Cases
11159
Rejected Samples
2
Result Awaited
46

\* Statistics sourced from Department of Health, Chandigarh

Home Quarantined : 12911
--------------------------

\* Statistics sourced from Municipal Corporation, Chandigarh

## Corona Stats For India

Confirmed
1374207
Recovered
878363
Deaths
31952

## Total Volunteer/Organization Registered

Individual volunteer
207
Organization
26

COVID19 STATEWISE STATUS (\*including foreign nationals, as on 2020-07-25 08:00:00)

\* Statistics sourced from The Ministry of Health and Family Welfare :-

S.No.	Name of State / UT	Total Confirmed cases *	Cured/Discharged/Migrated	Death
1	Andaman and Nicobar Islands	259	174	0
2	Andhra Pradesh	80858	39935	933
3	Arunachal Pradesh	1056	392	3
4	Assam	29921	21761	76
5	Bihar	33926	22343	220
6	Chandigarh	823	535	13
7	Chhattisgarh	6731	4567	36
8	Dadra and Nagar Haveli and Daman and Diu	815	512	2
9	Delhi	128389	110931	3777
10	Goa	4540	2865	29
11	Gujarat	53545	38849	2278
12	Haryana	29755	22953	382
13	Himachal Pradesh	1954	1145	11
14	Jammu and Kashmir	16782	9217	296
15	Jharkhand	7493	3307	70
16	Karnataka	85870	31347	1724
17	Kerala	16995	7562	54
18	Ladakh	1246	1035	2
19	Madhya Pradesh	26210	17866	791
20	Maharashtra	357117	199967	13132
21	Manipur	2146	1491	0
22	Meghalaya	588	87	5
23	Mizoram	361	183	0
24	Nagaland	1239	537	1
25	Odisha	22693	15201	120
26	Puducherry	2515	1483	35
27	Punjab	12216	8096	282
28	Rajasthan	34178	24547	602

29 S.No.	Sikkim Name of State / UT	Total Confirmed cases *	142 Cured/Discharged/Migrated	0 Death
30	Tamil Nadu	199749	143297	3320
31	Telangana	52466	40334	455
32	Tripura	3759	2131	11
33	Uttarakhand	5445	3399	60
35	West Bengal	53973	33529	1290
Total number of confirmed cases in India		1374207	878363	31952

Designed & Developed by **SPICINDIA**