

# Chandigarh's Fight Against COVID-19

## CHDCOVID Mobile App

**Know about**  
Quarantine cases sector wise, Hospitals,  
Flu Clinics and quarantine centres in  
Chandigarh on map

**Apply for COVID-19 movement pass for  
emergency and essential services**

**Scan QR code  
& download**



**NEW** [Information for Foreign Returnees](#)

**NEW** [List of Electricians / Plumbers / AC Mechanics for Providing Utility Services Across Various Zones in Chandigarh](#)

**NEW** [Distribution of 3 months of Food Grains to Poor Families](#)

**NEW** [Updated List of Chemist Shops for Home Delivery of Medicines](#)









**NEW** [Donate to COVID-19 Relief Fund of UT Chandigarh.](#)

**NEW** [Apply For Movement Pass](#)

**NEW** [Updated List of Retail Grocery Shops for Home Delivery in Chandigarh](#)

-  Government Medical College and Hospital (GMCH), Sector 32
-  Government Multi Speciality Hospital (GMSH), Sector 16
-  Post Graduate Institute of Medical Education & Research (PGIMER), Sector 12

## OTHER DOCUMENTS

-  [List of Individuals Home Quarantined](#)
-  [Helpline Numbers of States & Union Territories for COVID-19](#)
-  [Advisory - Social Distancing](#)
-  [Advisory for Hospitals and Medical Institutions](#)
-  [Latest Testing Guidelines of Indian Council of Medical Research \(ICMR\)](#)
-  [Guidelines for notifying COVID-19 affected persons by Private Institutions](#)
-  [Letter from Secretary, Dept of Higher Education/School Education regarding Digital / e-Learning](#)
-  [Updated Guidelines on Clinical Management of COVID-19](#)



## ABOUT COVID-19

Coronaviruses are a group of related viruses that cause diseases in mammals and birds. In humans, coronaviruses cause respiratory tract infections that can be mild, such as some cases of the common cold (among other possible causes, predominantly rhinoviruses), and others that can be lethal, such as SARS, MERS, and COVID-19. Symptoms in other species vary: in chickens, they cause an upper respiratory tract disease, while in cows and pigs they cause diarrhea. There are yet to be vaccines or antiviral drugs to prevent or treat human coronavirus infections.

Coronaviruses constitute the subfamily Orthocoronavirinae, in the family Coronaviridae, order Nidovirales, and realm Riboviria. They are enveloped viruses with a positive-sense single-stranded RNA genome and a nucleocapsid of helical symmetry. The genome size of coronaviruses ranges from approximately 27 to 34 kilobases, the largest among known RNA viruses. The name coronavirus is derived from the Latin corona, meaning & crown or & halo, which refers to the characteristic appearance reminiscent of a crown or a solar corona around the virions (virus particles) when viewed under two-dimensional transmission electron microscopy, due to the surface covering in club-shaped protein spikes.

[Read More](#) 

Corona Stats For Chandigarh	
Confirmed	887
Recovered	572
Deaths	13
Total Sampled	12608
Positive Cases	887
Negative Cases	11665
Rejected Samples	2
Result Awaited	54
* Statistics sourced from Department of Health, Chandigarh	
Home Quarantined : 13183	
* Statistics sourced from Municipal Corporation, Chandigarh	

# Corona Stats For India

Confirmed
1412569
Recovered
902367
Deaths
32359

## Total Volunteer/Organization Registered

Individual volunteer
207
Organization
26

### COVID19 STATEWISE STATUS (\*including foreign nationals, as on 2020-07-26 08:00:00)

\* Statistics sourced from The Ministry of Health and Family Welfare :-

S.No.	Name of State / UT	Total Confirmed cases *	Cured/Discharged/Migrated	Death
1	Andaman and Nicobar Islands	290	176	0
2	Andhra Pradesh	88671	43255	985
3	Arunachal Pradesh	1126	428	3
4	Assam	31086	23055	77
5	Bihar	36604	24053	234
6	Chandigarh	852	555	13
7	Chhattisgarh	7087	4683	39
8	Dadra and Nagar Haveli and Daman and Diu	860	530	2
9	Delhi	129531	113068	3806
10	Goa	4686	3047	33
11	Gujarat	54626	39631	2300
12	Haryana	30538	23654	389
13	Himachal Pradesh	2049	1173	11
14	Jammu and Kashmir	17305	9517	305
15	Jharkhand	7836	3425	82

S.No.	Name of State / UT	Total Confirmed cases *	Cured/Discharged/Migrated	Death
16	Karnataka	90942	33750	1796
17	Kerala	18098	8611	59
18	Ladakh	1276	1057	3
19	Madhya Pradesh	26926	18488	799
20	Maharashtra	366368	207194	13389
21	Manipur	2176	1524	0
22	Meghalaya	646	94	5
23	Mizoram	361	183	0
24	Nagaland	1289	541	4
25	Odisha	24013	15929	130
26	Puducherry	2654	1561	38
27	Punjab	12684	8297	291
28	Rajasthan	35298	25306	613
29	Sikkim	499	142	0
30	Tamil Nadu	206737	151055	3409
31	Telangana***	52466	40334	455
32	Tripura	3862	2209	11
33	Uttarakhand	5961	3495	63
35	West Bengal	56377	35654	1332
Total number of confirmed cases in India		1412569	902367	32359

