

# Chandigarh's Fight Against COVID-19

## CHDCOVID Mobile App

**Know about**  
Quarantine cases sector wise, Hospitals,  
Flu Clinics and quarantine centres in  
Chandigarh on map

**Apply for COVID-19 movement pass for  
emergency and essential services**

**Scan QR code  
& download**



**NEW** [Information for Foreign Returnees](#)

**NEW** [List of Electricians / Plumbers / AC Mechanics for Providing Utility Services Across Various Zones in Chandigarh](#)




**NEW** [Distribution of 3 months of Food Grains to Poor Families](#)

**NEW** [Updated List of Chemist Shops for Home Delivery of Medicines](#)








**NEW** [Donate to COVID-19 Relief Fund of UT Chandigarh.](#)

**NEW** [Apply For Movement Pass](#)

**NEW** [Updated List of Retail Grocery Shops for Home Delivery in Chandigarh](#)

-  Government Medical College and Hospital (GMCH), Sector 32
-  Government Multi Speciality Hospital (GMSH), Sector 16
-  Post Graduate Institute of Medical Education & Research (PGIMER), Sector 12

## OTHER DOCUMENTS

-  [List of Individuals Home Quarantined](#)
-  [Helpline Numbers of States & Union Territories for COVID-19](#)
-  [Advisory - Social Distancing](#)
-  [Advisory for Hospitals and Medical Institutions](#)
-  [Latest Testing Guidelines of Indian Council of Medical Research \(ICMR\)](#)
-  [Guidelines for notifying COVID-19 affected persons by Private Institutions](#)
-  [Letter from Secretary, Dept of Higher Education/School Education regarding Digital / e-Learning](#)
-  [Updated Guidelines on Clinical Management of COVID-19](#)



## ABOUT COVID-19

Coronaviruses are a group of related viruses that cause diseases in mammals and birds. In humans, coronaviruses cause respiratory tract infections that can be mild, such as some cases of the common cold (among other possible causes, predominantly rhinoviruses), and others that can be lethal, such as SARS, MERS, and COVID-19. Symptoms in other species vary: in chickens, they cause an upper respiratory tract disease, while in cows and pigs they cause diarrhea. There are yet to be vaccines or antiviral drugs to prevent or treat human coronavirus infections.

Coronaviruses constitute the subfamily Orthocoronavirinae, in the family Coronaviridae, order Nidovirales, and realm Riboviria. They are enveloped viruses with a positive-sense single-stranded RNA genome and a nucleocapsid of helical symmetry. The genome size of coronaviruses ranges from approximately 27 to 34 kilobases, the largest among known RNA viruses. The name coronavirus is derived from the Latin corona, meaning & crown or & halo, which refers to the characteristic appearance reminiscent of a crown or a solar corona around the virions (virus particles) when viewed under two-dimensional transmission electron microscopy, due to the surface covering in club-shaped protein spikes.

[Read More](#) 

Confirmed
934
Recovered
599
Deaths
14
Total Sampled
13069
Positive Cases
934
Negative Cases
12076
Rejected Samples
3
Result Awaited
56
* Statistics sourced from Department of Health, Chandigarh
Home Quarantined : 13437
* Statistics sourced from Municipal Corporation, Chandigarh

# Corona Stats For India

Confirmed
1465801
Recovered
936038
Deaths
33128

## Total Volunteer/Organization Registered

Individual volunteer
207
Organization
26

### COVID19 STATEWISE STATUS (\*including foreign nationals, as on 2020-07-27 08:00:00)

\* Statistics sourced from The Ministry of Health and Family Welfare :-

S.No.	Name of State / UT	Total Confirmed cases *	Cured/Discharged/ Migrated	Death
1	Andaman and Nicobar Islands	324	182	0
2	Andhra Pradesh	96298	46301	1041
3	Arunachal Pradesh	1158	505	3
4	Assam	32228	24040	79
5	Bihar	39176	25815	244
6	Chandigarh	887	572	13
7	Chhattisgarh	7450	4944	43
8	Dadra and Nagar Haveli and Daman and Diu	914	550	2
9	Delhi	130606	114875	3827
10	Goa	4861	3277	35
11	Gujarat	55822	40365	2326
12	Haryana	31332	24384	392
13	Himachal Pradesh	2176	1198	12
14	Jammu and Kashmir	17920	9928	312
15	Jharkhand	8275	3704	85

S.No.	Name of State / UT	Total Confirmed cases *	Cured/Discharged/Migrated	Death
16	Karnataka	96141	35838	1878
17	Kerala	19025	9300	61
18	Ladakh	1285	1063	4
19	Madhya Pradesh	27800	19132	811
20	Maharashtra	375799	213238	13656
21	Manipur	2235	1554	0
22	Meghalaya	702	135	5
23	Mizoram	361	193	0
24	Nagaland	1339	549	4
25	Odisha	25389	16793	140
26	Puducherry	2786	1645	40
27	Punjab	13218	8810	306
28	Rajasthan	35909	25353	621
29	Sikkim	545	148	0
30	Tamil Nadu	213723	156526	3494
31	Telangana	54059	41332	463
32	Tripura	3900	2361	13
33	Uttarakhand	6104	3566	63
35	West Bengal	58718	37751	1372
Total number of confirmed cases in India		1465801	936038	33128

