

# Chandigarh's Fight Against COVID-19

## CHDCOVID Mobile App

**Know about**  
Quarantine cases sector wise, Hospitals,  
Flu Clinics and quarantine centres in  
Chandigarh on map

**Apply for COVID-19 movement pass for  
emergency and essential services**

**Scan QR code  
& download**



**NEW** [Information for Foreign Returnees](#)

**NEW** [List of Electricians / Plumbers / AC Mechanics for Providing Utility Services Across Various Zones in Chandigarh](#)




**NEW** [Distribution of 3 months of Food Grains to Poor Families](#)

**NEW** [Updated List of Chemist Shops for Home Delivery of Medicines](#)








**NEW** [Donate to COVID-19 Relief Fund of UT Chandigarh.](#)

**NEW** [Apply For Movement Pass](#)

**NEW** [Updated List of Retail Grocery Shops for Home Delivery in Chandigarh](#)

-  Government Medical College and Hospital (GMCH), Sector 32
-  Government Multi Speciality Hospital (GMSH), Sector 16
-  Post Graduate Institute of Medical Education & Research (PGIMER), Sector 12

## OTHER DOCUMENTS

-  [List of Individuals Home Quarantined](#)
-  [Helpline Numbers of States & Union Territories for COVID-19](#)
-  [Advisory - Social Distancing](#)
-  [Advisory for Hospitals and Medical Institutions](#)
-  [Latest Testing Guidelines of Indian Council of Medical Research \(ICMR\)](#)
-  [Guidelines for notifying COVID-19 affected persons by Private Institutions](#)
-  [Letter from Secretary, Dept of Higher Education/School Education regarding Digital / e-Learning](#)
-  [Updated Guidelines on Clinical Management of COVID-19](#)



## ABOUT COVID-19

Coronaviruses are a group of related viruses that cause diseases in mammals and birds. In humans, coronaviruses cause respiratory tract infections that can be mild, such as some cases of the common cold (among other possible causes, predominantly rhinoviruses), and others that can be lethal, such as SARS, MERS, and COVID-19. Symptoms in other species vary: in chickens, they cause an upper respiratory tract disease, while in cows and pigs they cause diarrhea. There are yet to be vaccines or antiviral drugs to prevent or treat human coronavirus infections.

Coronaviruses constitute the subfamily Orthocoronavirinae, in the family Coronaviridae, order Nidovirales, and realm Riboviria. They are enveloped viruses with a positive-sense single-stranded RNA genome and a nucleocapsid of helical symmetry. The genome size of coronaviruses ranges from approximately 27 to 34 kilobases, the largest among known RNA viruses. The name coronavirus is derived from the Latin corona, meaning & crown or & halo, which refers to the characteristic appearance reminiscent of a crown or a solar corona around the virions (virus particles) when viewed under two-dimensional transmission electron microscopy, due to the surface covering in club-shaped protein spikes.

[Read More](#) 

Confirmed
1751
Recovered
1023
Deaths
26
Total Sampled
19141
Positive Cases
1751
Negative Cases
17302
Rejected Samples
3
Result Awaited
85
* Statistics sourced from Department of Health, Chandigarh
Home Quarantined : 17237
* Statistics sourced from Municipal Corporation, Chandigarh

# Corona Stats For India

Confirmed
2368377
Recovered
1671376
Deaths
46650

## Total Volunteer/Organization Registered

Individual volunteer
212
Organization
27

### COVID19 STATEWISE STATUS (\*including foreign nationals, as on 2020-08-12 08:00:00)

\* Statistics sourced from The Ministry of Health and Family Welfare :-

S.No.	Name of State / UT	Total Confirmed cases *	Cured/Discharged/Migrated	Death
1	Andaman and Nicobar Islands	1764	749	21
2	Andhra Pradesh	244549	154749	2203
3	Arunachal Pradesh	2327	1634	3
4	Assam	64406	45073	155
5	Bihar	86413	56709	413
6	Chandigarh	1670	1015	26
7	Chhattisgarh	12929	9239	104
8	Dadra and Nagar Haveli and Daman and Diu	1653	1209	2
9	Delhi	147391	132384	4139
10	Goa	9444	6480	86
11	Gujarat	73163	56444	2695
12	Haryana	43227	36082	500
13	Himachal Pradesh	3497	2273	18
14	Jammu and Kashmir	25931	17979	490
15	Jharkhand	19225	10375	192

S.No.	Name of State / UT	Total Confirmed cases *	Cured/Discharged/Migrated	Death
16	Karnataka	188611	105599	3398
17	Kerala	36932	24042	120
18	Ladakh	1770	1255	9
19	Lakshadweep	0	0	0
20	Madhya Pradesh	40734	30596	1033
21	Maharashtra	535601	368435	18306
22	Manipur	3941	2128	12
23	Meghalaya	1136	509	6
24	Mizoram	648	323	0
25	Nagaland	3031	991	8
26	Odisha	48796	34806	296
27	Puducherry	5900	3532	91
28	Punjab	25889	16790	636
29	Rajasthan	54887	40399	811
30	Sikkim	913	534	1
31	Tamil Nadu	308649	250680	5159
32	Telengana	84544	61294	654
33	Tripura	6482	4838	43
35	Uttar Pradesh	131763	80589	2176
36	West Bengal	101390	73395	2149
Total number of confirmed cases in India		2368377	1671376	46650

