


Chandigarh's Fight Against COVID-19




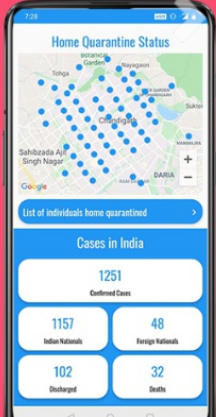

CHDCOVID Mobile App

Know about
Quarantine cases sector wise, Hospitals,
Flu Clinics and quarantine centres in
Chandigarh on map

Apply for **COVID-19** movement pass for
emergency and essential services

Scan QR code & download





[Mechanics for Providing Utility Services Across Various Zones in Chandigarh](#)

[ns to Poor Families](#)

[ome Delivery of Medicines](#) |  [Donate to COVID-19 Relief Fund of UT Chandigarh.](#)

[Updated List of Retail Grocery Shops for Home Delivery in Chandigarh](#)

ISOLATION CENTERS SETUP

- » Government Medical College and Hospital (GMCH), Sector 32
- » Government Multi Speciality Hospital (GMSH), Sector 16
- » Post Graduate Institute of Medical Education & Research (PGIMER), Sector 12

OTHER DOCUMENTS

- » List of Individuals Home Quarantined
- » Helpline Numbers of States & Union Territories for COVID-19
- » Advisory - Social Distancing
- » Advisory for Hospitals and Medical Institutions
- » Latest Testing Guidelines of Indian Council of Medical Research (ICMR)
- » Guidelines for notifying COVID-19 affected persons by Private Institutions
- » Letter from Secretary, Dept of Higher Education/School Education regarding Digital / e-Learning
- » Updated Guidelines on Clinical Management of COVID-19



ABOUT COVID-19

Coronaviruses are a group of related viruses that cause diseases in mammals and birds. In humans, coronaviruses cause respiratory tract infections that can be mild, such as some cases of the common cold (among other possible causes, predominantly rhinoviruses), and others that can be lethal, such as SARS, MERS, and COVID-19. Symptoms in other species vary: in chickens, they cause an upper respiratory tract disease, while in cows and pigs they cause diarrhea. There are yet to be vaccines or antiviral drugs to prevent or treat human coronavirus infections.

Coronaviruses constitute the subfamily Orthocoronavirinae, in the family Coronaviridae, order Nidovirales, and realm Riboviria. They are enveloped viruses with a positive-sense single-stranded RNA genome and a nucleocapsid of helical symmetry. The genome size of coronaviruses ranges from approximately 27 to 34 kilobases, the largest among known RNA viruses. The name coronavirus is derived from the Latin corona, meaning & crown or & halo, which refers to the characteristic appearance reminiscent of a crown or a solar corona around the virions (virus particles) when viewed under two-dimensional transmission electron microscopy, due to the surface covering in club-shaped protein spikes. [Read More →](#)

Corona Stats For Chandigarh

Confirmed

1842

Recovered

1076
Deaths
27
Total Sampled
19593
Positive Cases
1842
Negative Cases
17662
Rejected Samples
3
Result Awaited
86

* Statistics sourced from Department of Health, Chandigarh

Home Quarantined : 17595

* Statistics sourced from Municipal Corporation, Chandigarh

Corona Stats For India

Confirmed
2429738
Recovered
1722993
Deaths
47488

Total Volunteer/Organization Registered

Individual volunteer
213
Organization
28

COVID19 STATEWISE STATUS (*including foreign nationals, as on 2020-08-13 08:00:00)

* Statistics sourced from The Ministry of Health and Family Welfare :-

S.No.	Name of State / UT	Total Confirmed cases *	Cured/Discharged/Migrated	Death
1	Andaman and Nicobar Islands	1900	829	21
2	Andhra Pradesh	254146	161425	2296
3	Arunachal Pradesh	2430	1659	3
4	Assam	68999	47209	161
5	Bihar	90321	59786	416
6	Chandigarh	1751	1023	26
7	Chhattisgarh	13498	9508	109
8	Dadra and Nagar Haveli and Daman and Diu	1696	1248	2
9	Delhi	148504	133405	4153
10	Goa	9924	6641	89
11	Gujarat	74318	57421	2713
12	Haryana	44024	36694	503
13	Himachal Pradesh	3636	2362	18
14	Jammu and Kashmir	26413	18523	498
15	Jharkhand	19743	10815	197
16	Karnataka	196494	112633	3510
17	Kerala	38144	24922	126
18	Ladakh	1811	1274	9
19	Lakshadweep	0	0	0
20	Madhya Pradesh	41604	31239	1048
21	Maharashtra	548313	381843	18650
22	Manipur	3982	2231	12
23	Meghalaya	1179	517	6
24	Mizoram	649	330	0
25	Nagaland	3118	1113	8
26	Odisha	50672	36479	305
27	Puducherry	6381	3676	96
28	Punjab	26909	17212	675

29 S.No.	Rajasthan Name of State / UT	Total Confirmed cases *	41648 Cured/Discharged/Migrated	822 Death
30	Sikkim	930	550	1
31	Tamil Nadu	314520	256313	5278
32	Telengana	86475	63074	665
33	Tripura	6603	4912	44
35	Uttar Pradesh	136238	84661	2230
36	West Bengal	104326	76120	2203
Total number of confirmed cases in India		2429738	1722993	47488

Designed & Developed by **SPICINDIA**