

Chandigarh's Fight Against COVID-19

CHDCOVID Mobile App

Know about
Quarantine cases sector wise, Hospitals,
Flu Clinics and quarantine centres in
Chandigarh on map

**Apply for COVID-19 movement pass for
emergency and essential services**

**Scan QR code
& download**



NEW [Information for Foreign Returnees](#)

NEW [List of Electricians / Plumbers / AC Mechanics for Providing Utility Services Across Various Zones in Chandigarh](#)




NEW [Distribution of 3 months of Food Grains to Poor Families](#)

NEW [Updated List of Chemist Shops for Home Delivery of Medicines](#)








NEW [Donate to COVID-19 Relief Fund of UT Chandigarh.](#)

NEW [Apply For Movement Pass](#)

NEW [Updated List of Retail Grocery Shops for Home Delivery in Chandigarh](#)

-  Government Medical College and Hospital (GMCH), Sector 32
-  Government Multi Speciality Hospital (GMSH), Sector 16
-  Post Graduate Institute of Medical Education & Research (PGIMER), Sector 12

OTHER DOCUMENTS

-  [List of Individuals Home Quarantined](#)
-  [Helpline Numbers of States & Union Territories for COVID-19](#)
-  [Advisory - Social Distancing](#)
-  [Advisory for Hospitals and Medical Institutions](#)
-  [Latest Testing Guidelines of Indian Council of Medical Research \(ICMR\)](#)
-  [Guidelines for notifying COVID-19 affected persons by Private Institutions](#)
-  [Letter from Secretary, Dept of Higher Education/School Education regarding Digital / e-Learning](#)
-  [Updated Guidelines on Clinical Management of COVID-19](#)



ABOUT COVID-19

Coronaviruses are a group of related viruses that cause diseases in mammals and birds. In humans, coronaviruses cause respiratory tract infections that can be mild, such as some cases of the common cold (among other possible causes, predominantly rhinoviruses), and others that can be lethal, such as SARS, MERS, and COVID-19. Symptoms in other species vary: in chickens, they cause an upper respiratory tract disease, while in cows and pigs they cause diarrhea. There are yet to be vaccines or antiviral drugs to prevent or treat human coronavirus infections.

Coronaviruses constitute the subfamily Orthocoronavirinae, in the family Coronaviridae, order Nidovirales, and realm Riboviria. They are enveloped viruses with a positive-sense single-stranded RNA genome and a nucleocapsid of helical symmetry. The genome size of coronaviruses ranges from approximately 27 to 34 kilobases, the largest among known RNA viruses. The name coronavirus is derived from the Latin corona, meaning & crown or & halo, which refers to the characteristic appearance reminiscent of a crown or a solar corona around the virions (virus particles) when viewed under two-dimensional transmission electron microscopy, due to the surface covering in club-shaped protein spikes.

[Read More](#) 

Confirmed
1928
Recovered
1091
Deaths
28
Total Sampled
20060
Positive Cases
1928
Negative Cases
18042
Rejected Samples
3
Result Awaited
87
* Statistics sourced from Department of Health, Chandigarh
Home Quarantined : 18027
* Statistics sourced from Municipal Corporation, Chandigarh

Corona Stats For India

Confirmed
2509317
Recovered
1793931
Deaths
48948

Total Volunteer/Organization Registered

Individual volunteer
214
Organization
28

COVID19 STATEWISE STATUS (*including foreign nationals, as on 2020-08-14 08:00:00)

* Statistics sourced from The Ministry of Health and Family Welfare :-

S.No.	Name of State / UT	Total Confirmed cases *	Cured/Discharged/Migrated	Death
1	Andaman and Nicobar Islands	2037	924	22
2	Andhra Pradesh	264142	170984	2378
3	Arunachal Pradesh	2512	1718	4
4	Assam	71795	49383	169
5	Bihar	94193	62284	426
6	Chandigarh	1842	1076	27
7	Chhattisgarh	13937	9658	114
8	Dadra and Nagar Haveli and Daman and Diu	1752	1292	2
9	Delhi	149460	134318	4167
10	Goa	10494	6912	91
11	Gujarat	75408	58467	2731
12	Haryana	44817	37486	511
13	Himachal Pradesh	3816	2435	19
14	Jammu and Kashmir	26949	19302	509
15	Jharkhand	20881	12844	209

S.No.	Name of State / UT	Total Confirmed cases *	Cured/Discharged/Migrated	Death
16	Karnataka	203200	121242	3613
17	Kerala	39708	25688	129
18	Ladakh	1849	1282	9
19	Lakshadweep	0	0	0
20	Madhya Pradesh	42618	31835	1065
21	Maharashtra	560126	390958	19063
22	Manipur	4112	2295	13
23	Meghalaya	1193	547	6
24	Mizoram	649	343	0
25	Nagaland	3168	1139	8
26	Odisha	52653	37901	314
27	Puducherry	6680	3828	102
28	Punjab	27936	17839	706
29	Rajasthan	57414	41819	833
30	Sikkim	931	581	1
31	Tamil Nadu	320355	261459	5397
32	Telangana	88396	64284	674
33	Tripura	6767	5015	46
35	Uttar Pradesh	140775	88786	2280
36	West Bengal	107323	78617	2259
Total number of confirmed cases in India		2509317	1793931	48948

