


Chandigarh's Fight Against COVID-19




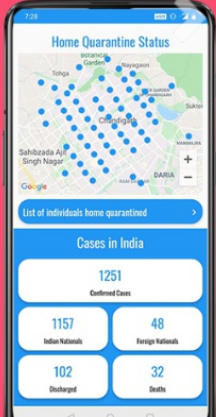

CHDCOVID Mobile App

Know about
Quarantine cases sector wise, Hospitals,
Flu Clinics and quarantine centres in
Chandigarh on map

Apply for **COVID-19** movement pass for
emergency and essential services

Scan QR code & download





Mechanics for Providing Utility Services Across Various Zones in Chandigarh |

ains to Poor Families |

Home Delivery of Medicines | **NEW** Donate to COVID-19 Relief Fund of UT Chandigarh. |

Updated List of Retail Grocery Shops for Home Delivery in Chandigarh



ISOLATION CENTERS SETUP

- » Government Medical College and Hospital (GMCH), Sector 32
- » Government Multi Speciality Hospital (GMSH), Sector 16
- » Post Graduate Institute of Medical Education & Research (PGIMER), Sector 12

OTHER DOCUMENTS

- » List of Individuals Home Quarantined
- » Helpline Numbers of States & Union Territories for COVID-19
- » Advisory - Social Distancing
- » Advisory for Hospitals and Medical Institutions
- » Latest Testing Guidelines of Indian Council of Medical Research (ICMR)
- » Guidelines for notifying COVID-19 affected persons by Private Institutions
- » Letter from Secretary, Dept of Higher Education/School Education regarding Digital / e-Learning
- » Updated Guidelines on Clinical Management of COVID-19



ABOUT COVID-19

Coronaviruses are a group of related viruses that cause diseases in mammals and birds. In humans, coronaviruses cause respiratory tract infections that can be mild, such as some cases of the common cold (among other possible causes, predominantly rhinoviruses), and others that can be lethal, such as SARS, MERS, and COVID-19. Symptoms in other species vary: in chickens, they cause an upper respiratory tract disease, while in cows and pigs they cause diarrhea. There are yet to be vaccines or antiviral drugs to prevent or treat human coronavirus infections.

Coronaviruses constitute the subfamily Orthocoronavirinae, in the family Coronaviridae, order Nidovirales, and realm Riboviria. They are enveloped viruses with a positive-sense single-stranded RNA genome and a nucleocapsid of helical symmetry. The genome size of coronaviruses ranges from approximately 27 to 34 kilobases, the largest among known RNA viruses. The name coronavirus is derived from the Latin corona, meaning & crown or & halo, which refers to the characteristic appearance reminiscent of a crown or a solar corona around the virions (virus particles) when viewed under two-dimensional transmission electron microscopy, due to the surface covering in club-shaped protein spikes. [Read More →](#)

Corona Stats For Chandigarh

Confirmed

2009

Recovered

1118
Deaths
28
Total Sampled
20520
Positive Cases
2009
Negative Cases
18419
Rejected Samples
3
Result Awaited
89

* Statistics sourced from Department of Health, Chandigarh

Home Quarantined : 18027

* Statistics sourced from Municipal Corporation, Chandigarh

Corona Stats For India

Confirmed
2565755
Recovered
1843756
Deaths
49641

Total Volunteer/Organization Registered

Individual volunteer
214
Organization
29

COVID19 STATEWISE STATUS (*including foreign nationals, as on 2020-08-15 08:00:00)

* Statistics sourced from The Ministry of Health and Family Welfare :-

S.No.	Name of State / UT	Total Confirmed cases *	Cured/Discharged/Migrated	Death
1	Andaman and Nicobar Islands	2186	1032	24
2	Andhra Pradesh	273085	180703	2475
3	Arunachal Pradesh	2607	1750	5
4	Assam	74501	51693	175
5	Bihar	98008	64930	442
6	Chandigarh	1928	1091	28
7	Chhattisgarh	14481	9857	130
8	Dadra and Nagar Haveli and Daman and Diu	1797	1331	2
9	Delhi	150652	135108	4178
10	Goa	10970	7157	93
11	Gujarat	76480	59538	2746
12	Haryana	45614	38348	518
13	Himachal Pradesh	3874	2551	19
14	Jammu and Kashmir	27489	19942	520
15	Jharkhand	21595	13515	224
16	Karnataka	211108	128182	3717
17	Kerala	41277	26992	139
18	Ladakh	1879	1303	9
19	Lakshadweep	0	0	0
20	Madhya Pradesh	43414	32405	1081
21	Maharashtra	572734	401442	19427
22	Manipur	4198	2360	13
23	Meghalaya	1228	581	6
24	Mizoram	657	348	0
25	Nagaland	3322	1198	8
26	Odisha	54630	39206	324
27	Puducherry	6995	4009	106
28	Punjab	29013	18328	731

29 S.No.	Rajasthan Name of State / UT	Total Confirmed cases *	43897 Cured/Discharged/Migrated	846 Death
30	Sikkim	1080	623	1
31	Tamil Nadu	326245	267015	5514
32	Telengana	90259	66196	684
33	Tripura	6934	5088	50
35	Uttar Pradesh	145287	92526	2335
36	West Bengal	110358	81189	2319
Total number of confirmed cases in India		2565755	1843756	49641

Designed & Developed by **SPICINDIA**