


## Chandigarh's Fight Against COVID-19




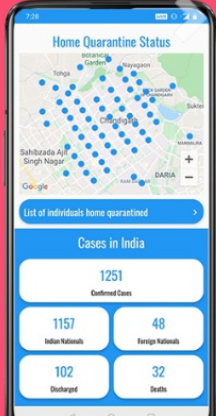

### CHDCOVID Mobile App

Know about  
Quarantine cases sector wise, Hospitals,  
Flu Clinics and quarantine centres in  
Chandigarh on map

Apply for **COVID-19** movement pass for  
emergency and essential services

### Scan QR code & download





for Foreign Returnees

icians / Plumbers / AC Mechanics for Providing Utility Services Across Various Zones in Chandigarh

of 3 months of Food Grains to Poor Families

: of Chemist Shops for Home Delivery of Medicines

**NEW**

Donate to COVID-19 Relief Fund of UT Chandigarh.

ovement Pass

**NEW**

Updated List of Retail Grocery Shops for Home Delivery in Chandigarh

### ISOLATION CENTERS SETUP

- » Government Medical College and Hospital (GMCH), Sector 32
- » Government Multi Speciality Hospital (GMSH), Sector 16
- » Post Graduate Institute of Medical Education & Research (PGIMER), Sector 12

### OTHER DOCUMENTS

- » List of Individuals Home Quarantined
- » Helpline Numbers of States & Union Territories for COVID-19
- » Advisory - Social Distancing
- » Advisory for Hospitals and Medical Institutions
- » Latest Testing Guidelines of Indian Council of Medical Research (ICMR)
- » Guidelines for notifying COVID-19 affected persons by Private Institutions
- » Letter from Secretary, Dept of Higher Education/School Education regarding Digital / e-Learning
- » Updated Guidelines on Clinical Management of COVID-19



## ABOUT COVID-19

Coronaviruses are a group of related viruses that cause diseases in mammals and birds. In humans, coronaviruses cause respiratory tract infections that can be mild, such as some cases of the common cold (among other possible causes, predominantly rhinoviruses), and others that can be lethal, such as SARS, MERS, and COVID-19. Symptoms in other species vary: in chickens, they cause an upper respiratory tract disease, while in cows and pigs they cause diarrhea. There are yet to be vaccines or antiviral drugs to prevent or treat human coronavirus infections.

Coronaviruses constitute the subfamily Orthocoronavirinae, in the family Coronaviridae, order Nidovirales, and realm Riboviria. They are enveloped viruses with a positive-sense single-stranded RNA genome and a nucleocapsid of helical symmetry. The genome size of coronaviruses ranges from approximately 27 to 34 kilobases, the largest among known RNA viruses. The name coronavirus is derived from the Latin corona, meaning & crown or & halo, which refers to the characteristic appearance reminiscent of a crown or a solar corona around the virions (virus particles) when viewed under two-dimensional transmission electron microscopy, due to the surface covering in club-shaped protein spikes. [Read More →](#)

## Corona Stats For Chandigarh

Confirmed

2305

Recovered

1243
Deaths
30
Total Sampled
22198
Positive Cases
2305
Negative Cases
19787
Rejected Samples
20
Result Awaited
86

\* Statistics sourced from Department of Health, Chandigarh

Home Quarantined : 18919
--------------------------

\* Statistics sourced from Municipal Corporation, Chandigarh

## Corona Stats For India

Confirmed
2730351
Recovered
2003768
Deaths
52274

## Total Volunteer/Organization Registered

Individual volunteer
215
Organization
29

COVID19 STATEWISE STATUS (\*including foreign nationals, as on 2020-08-18 08:00:00)

\* Statistics sourced from The Ministry of Health and Family Welfare :-

S.No.	Name of State / UT	Total Confirmed cases *	Cured/Discharged/Migrated	Death
1	Andaman and Nicobar Islands	2445	1325	29
2	Andhra Pradesh	296609	209100	2732
3	Arunachal Pradesh	2741	1893	5
4	Assam	79667	56734	197
5	Bihar	106307	76452	468
6	Chandigarh	2216	1183	30
7	Chhattisgarh	16025	10598	150
8	Dadra and Nagar Haveli and Daman and Diu	1908	1459	2
9	Delhi	153367	138301	4214
10	Goa	11994	8058	111
11	Gujarat	79710	62595	2800
12	Haryana	48040	40610	550
13	Himachal Pradesh	4174	2834	19
14	Jammu and Kashmir	28892	21296	548
15	Jharkhand	23752	15051	250
16	Karnataka	233283	148562	4062
17	Kerala	46140	30025	169
18	Ladakh	1966	1368	14
19	Lakshadweep	0	0	0
20	Madhya Pradesh	46385	35025	1128
21	Maharashtra	604358	428514	20265
22	Manipur	4687	2734	17
23	Meghalaya	1418	679	6
24	Mizoram	789	372	0
25	Nagaland	3455	1530	8
26	Odisha	62294	43780	353
27	Puducherry	8029	4627	114
28	Punjab	32696	20180	863

29 S.No.	Rajasthan Name of State / UT	Total Confirmed cases *	47654 Cured/Discharged/Migrated	887 Death
30	Sikkim	1187	701	1
31	Tamil Nadu	343945	283937	5886
32	Telengana	93937	72202	711
33	Tripura	7409	5404	62
35	Uttar Pradesh	158216	104808	2515
36	West Bengal	119578	89703	2473
Total number of confirmed cases in India		2730351	2003768	52274

Designed & Developed by **SPICINDIA**