

Chandigarh's Fight Against COVID-19

CHDCOVID Mobile App

Know about
Quarantine cases sector wise, Hospitals,
Flu Clinics and quarantine centres in
Chandigarh on map

**Apply for COVID-19 movement pass for
emergency and essential services**

**Scan QR code
& download**



NEW [Information for Foreign Returnees](#)

NEW [List of Electricians / Plumbers / AC Mechanics for Providing Utility Services Across Various Zones in Chandigarh](#)

NEW [Distribution of 3 months of Food Grains to Poor Families](#)

NEW [Updated List of Chemist Shops for Home Delivery of Medicines](#)

NEW [Donate to COVID-19 Relief Fund of UT Chandigarh.](#)

NEW [Apply For Movement Pass](#)

NEW [Updated List of Retail Grocery Shops for Home Delivery in Chandigarh](#)

- [Government Medical College and Hospital \(GMCH\), Sector 32](#)
- [Government Multi Speciality Hospital \(GMSH\), Sector 16](#)
- [Post Graduate Institute of Medical Education & Research \(PGIMER\), Sector 12](#)

OTHER DOCUMENTS

- [List of Individuals Home Quarantined](#)
- [Helpline Numbers of States & Union Territories for COVID-19](#)
- [Advisory - Social Distancing](#)
- [Advisory for Hospitals and Medical Institutions](#)
- [Latest Testing Guidelines of Indian Council of Medical Research \(ICMR\)](#)
- [Guidelines for notifying COVID-19 affected persons by Private Institutions](#)
- [Letter from Secretary, Dept of Higher Education/School Education regarding Digital / e-Learning](#)
- [Updated Guidelines on Clinical Management of COVID-19](#)



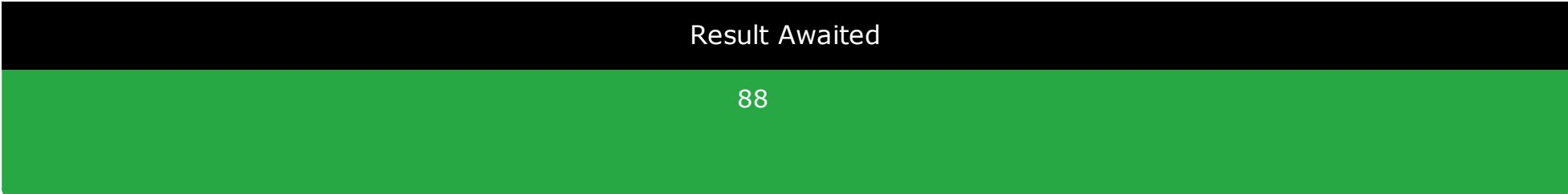
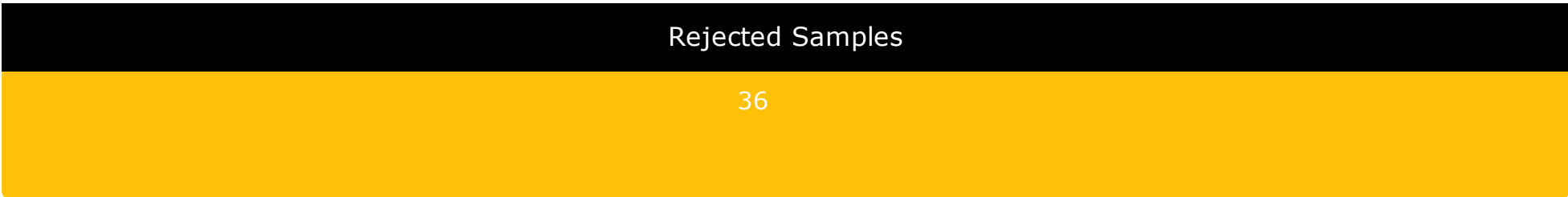
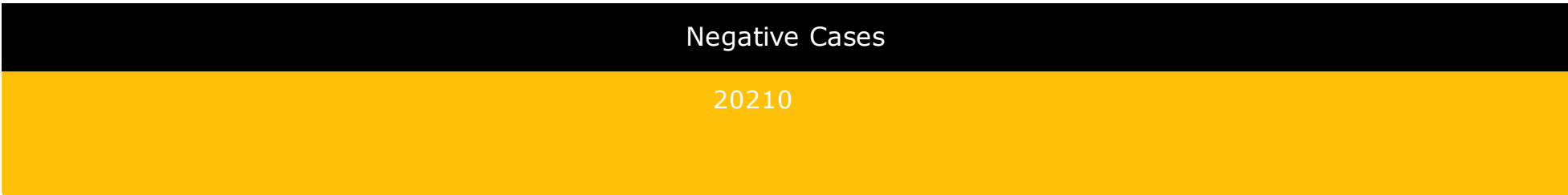
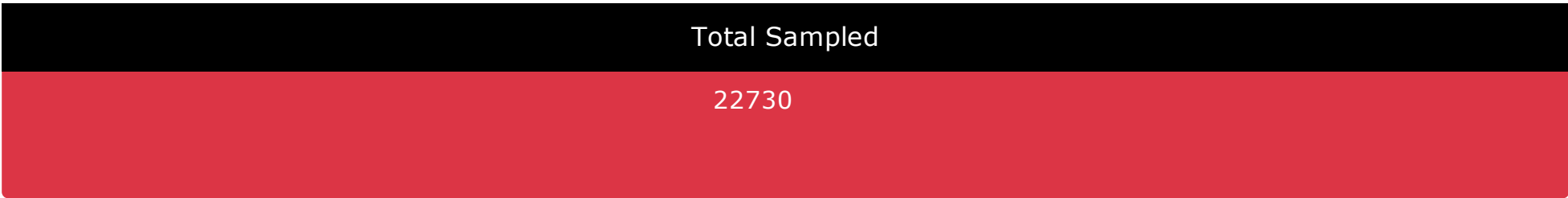
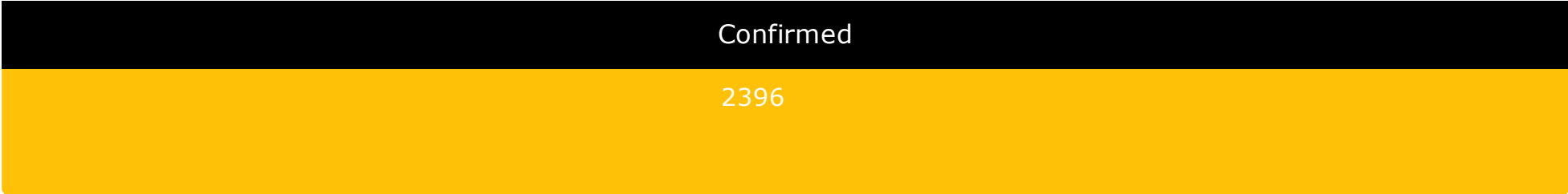
ABOUT COVID-19

Coronaviruses are a group of related viruses that cause diseases in mammals and birds. In humans, coronaviruses cause respiratory tract infections that can be mild, such as some cases of the common cold (among other possible causes, predominantly rhinoviruses), and others that can be lethal, such as SARS, MERS, and COVID-19. Symptoms in other species vary: in chickens, they cause an upper respiratory tract disease, while in cows and pigs they cause diarrhea. There are yet to be vaccines or antiviral drugs to prevent or treat human coronavirus infections.

Coronaviruses constitute the subfamily Orthocoronavirinae, in the family Coronaviridae, order Nidovirales, and realm Riboviria. They are enveloped viruses with a positive-sense single-stranded RNA genome and a nucleocapsid of helical symmetry. The genome size of coronaviruses ranges from approximately 27 to 34 kilobases, the largest among known RNA viruses. The name coronavirus is derived from the Latin corona, meaning & crown or & halo, which refers to the characteristic appearance reminiscent of a crown or a solar corona around the virions (virus particles) when viewed under two-dimensional transmission electron microscopy, due to the surface covering in club-shaped protein spikes.

[Read More](#)

Corona Stats For Chandigarh



* Statistics sourced from Department of Health, Chandigarh



* Statistics sourced from Municipal Corporation, Chandigarh

Corona Stats For India

Confirmed
2795483
Recovered
2060740
Deaths
53293

Total Volunteer/Organization Registered

Individual volunteer
218
Organization
29

COVID19 STATEWISE STATUS (*including foreign nationals, as on 2020-08-19 08:00:00)

* Statistics sourced from The Ministry of Health and Family Welfare :-

S.No.	Name of State / UT	Total Confirmed cases *	Cured/Discharged/Migrated	Death
1	Andaman and Nicobar Islands	2529	1421	30
2	Andhra Pradesh	306261	218311	2820
3	Arunachal Pradesh	2875	1949	5
4	Assam	82201	58294	203
5	Bihar	109498	80330	476
6	Chandigarh	2305	1243	30
7	Chhattisgarh	16833	10847	158
8	Dadra and Nagar Haveli and Daman and Diu	1951	1524	2
9	Delhi	154741	139447	4226
10	Goa	12333	8356	116
11	Gujarat	80802	63703	2820
12	Haryana	48936	41298	557
13	Himachal Pradesh	4235	2923	19
14	Jammu and Kashmir	29326	21886	561
15	Jharkhand	24477	15507	262

S.No.	Name of State / UT	Total Confirmed cases *	Cured/Discharged/Migrated	Death
16	Karnataka	240948	156949	4201
17	Kerala	47898	31390	175
18	Ladakh	2010	1395	17
19	Lakshadweep	0	0	0
20	Madhya Pradesh	47375	35713	1141
21	Maharashtra	615477	437870	20687
22	Manipur	4765	2789	18
23	Meghalaya	1457	685	6
24	Mizoram	860	379	0
25	Nagaland	3520	1664	8
26	Odisha	64533	45315	362
27	Puducherry	8396	4909	123
28	Punjab	34400	21762	898
29	Rajasthan	63977	48960	898
30	Sikkim	1207	755	2
31	Tamil Nadu	349654	289787	6007
32	Telangana	95700	73991	719
33	Tripura	7645	5497	65
35	Uttar Pradesh	162434	109607	2585
36	West Bengal	122753	92690	2528
Total number of confirmed cases in India		2795483	2060740	53293

