

# Chandigarh's Fight Against COVID-19

## CHDCOVID Mobile App

**Know about**  
Quarantine cases sector wise, Hospitals,  
Flu Clinics and quarantine centres in  
Chandigarh on map

**Apply for COVID-19 movement pass for  
emergency and essential services**

**Scan QR code  
& download**



**NEW** [Information for Foreign Returnees](#)

**NEW** [List of Electricians / Plumbers / AC Mechanics for Providing Utility Services Across Various Zones in Chandigarh](#)




**NEW** [Distribution of 3 months of Food Grains to Poor Families](#)

**NEW** [Updated List of Chemist Shops for Home Delivery of Medicines](#)








**NEW** [Donate to COVID-19 Relief Fund of UT Chandigarh.](#)

**NEW** [Apply For Movement Pass](#)

**NEW** [Updated List of Retail Grocery Shops for Home Delivery in Chandigarh](#)

-  Government Medical College and Hospital (GMCH), Sector 32
-  Government Multi Speciality Hospital (GMSH), Sector 16
-  Post Graduate Institute of Medical Education & Research (PGIMER), Sector 12

## OTHER DOCUMENTS

-  [List of Individuals Home Quarantined](#)
-  [Helpline Numbers of States & Union Territories for COVID-19](#)
-  [Advisory - Social Distancing](#)
-  [Advisory for Hospitals and Medical Institutions](#)
-  [Latest Testing Guidelines of Indian Council of Medical Research \(ICMR\)](#)
-  [Guidelines for notifying COVID-19 affected persons by Private Institutions](#)
-  [Letter from Secretary, Dept of Higher Education/School Education regarding Digital / e-Learning](#)
-  [Updated Guidelines on Clinical Management of COVID-19](#)



## ABOUT COVID-19

Coronaviruses are a group of related viruses that cause diseases in mammals and birds. In humans, coronaviruses cause respiratory tract infections that can be mild, such as some cases of the common cold (among other possible causes, predominantly rhinoviruses), and others that can be lethal, such as SARS, MERS, and COVID-19. Symptoms in other species vary: in chickens, they cause an upper respiratory tract disease, while in cows and pigs they cause diarrhea. There are yet to be vaccines or antiviral drugs to prevent or treat human coronavirus infections.

Coronaviruses constitute the subfamily Orthocoronavirinae, in the family Coronaviridae, order Nidovirales, and realm Riboviria. They are enveloped viruses with a positive-sense single-stranded RNA genome and a nucleocapsid of helical symmetry. The genome size of coronaviruses ranges from approximately 27 to 34 kilobases, the largest among known RNA viruses. The name coronavirus is derived from the Latin corona, meaning & crown or & halo, which refers to the characteristic appearance reminiscent of a crown or a solar corona around the virions (virus particles) when viewed under two-dimensional transmission electron microscopy, due to the surface covering in club-shaped protein spikes.

[Read More](#) 

Confirmed
2515
Recovered
1390
Deaths
31
Total Sampled
23374
Positive Cases
2515
Negative Cases
20735
Rejected Samples
41
Result Awaited
83
* Statistics sourced from Department of Health, Chandigarh
Home Quarantined : 19206
* Statistics sourced from Municipal Corporation, Chandigarh

# Corona Stats For India

Confirmed
2864451
Recovered
2120835
Deaths
54361

## Total Volunteer/Organization Registered

Individual volunteer
218
Organization
29

### COVID19 STATEWISE STATUS (\*including foreign nationals, as on 2020-08-20 08:00:00)

\* Statistics sourced from The Ministry of Health and Family Welfare :-

S.No.	Name of State / UT	Total Confirmed cases *	Cured/Discharged/Migrated	Death
1	Andaman and Nicobar Islands	2604	1529	30
2	Andhra Pradesh	316003	226372	2906
3	Arunachal Pradesh	2950	2022	5
4	Assam	84317	60348	213
5	Bihar	112437	84404	487
6	Chandigarh	2396	1351	31
7	Chhattisgarh	17485	11185	161
8	Dadra and Nagar Haveli and Daman and Diu	1995	1604	2
9	Delhi	156139	140767	4235
10	Goa	12675	8713	124
11	Gujarat	81942	64823	2837
12	Haryana	49930	42056	567
13	Himachal Pradesh	4411	2992	19
14	Jammu and Kashmir	30034	22497	572
15	Jharkhand	26090	16175	277

S.No.	Name of State / UT	Total Confirmed cases *	Cured/Discharged/Migrated	Death
16	Karnataka	249590	164150	4327
17	Kerala	50231	32607	182
18	Ladakh	2048	1397	18
19	Lakshadweep	0	0	0
20	Madhya Pradesh	48351	36475	1159
21	Maharashtra	628642	446881	21033
22	Manipur	4876	2885	18
23	Meghalaya	1506	694	6
24	Mizoram	873	384	0
25	Nagaland	3558	1706	8
26	Odisha	67122	46936	372
27	Puducherry	8750	5312	129
28	Punjab	36084	22703	921
29	Rajasthan	65289	49963	910
30	Sikkim	1232	789	3
31	Tamil Nadu	355449	296171	6123
32	Telengana	97424	75186	729
33	Tripura	7835	5565	65
35	Uttar Pradesh	167510	115227	2638
36	West Bengal	125922	95663	2581
Total number of confirmed cases in India		2864451	2120835	54361

