

Chandigarh's Fight Against COVID-19

CHDCOVID Mobile App

Know about
Quarantine cases sector wise, Hospitals,
Flu Clinics and quarantine centres in
Chandigarh on map

**Apply for COVID-19 movement pass for
emergency and essential services**

**Scan QR code
& download**



NEW [Information for Foreign Returnees](#)

NEW [List of Electricians / Plumbers / AC Mechanics for Providing Utility Services Across Various Zones in Chandigarh](#)

NEW [Distribution of 3 months of Food Grains to Poor Families](#)

NEW [Updated List of Chemist Shops for Home Delivery of Medicines](#)

NEW [Donate to COVID-19 Relief Fund of UT Chandigarh.](#)

NEW [Apply For Movement Pass](#)

NEW [Updated List of Retail Grocery Shops for Home Delivery in Chandigarh](#)

- [Government Medical College and Hospital \(GMCH\), Sector 32](#)
- [Government Multi Speciality Hospital \(GMSH\), Sector 16](#)
- [Post Graduate Institute of Medical Education & Research \(PGIMER\), Sector 12](#)

OTHER DOCUMENTS

- [List of Individuals Home Quarantined](#)
- [Helpline Numbers of States & Union Territories for COVID-19](#)
- [Advisory - Social Distancing](#)
- [Advisory for Hospitals and Medical Institutions](#)
- [Latest Testing Guidelines of Indian Council of Medical Research \(ICMR\)](#)
- [Guidelines for notifying COVID-19 affected persons by Private Institutions](#)
- [Letter from Secretary, Dept of Higher Education/School Education regarding Digital / e-Learning](#)
- [Updated Guidelines on Clinical Management of COVID-19](#)



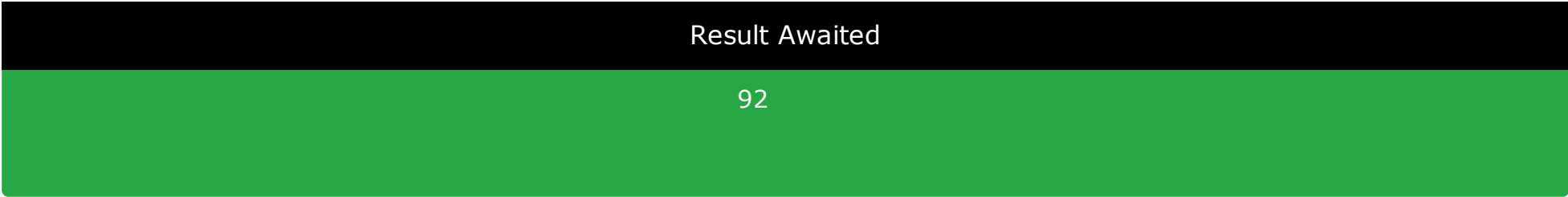
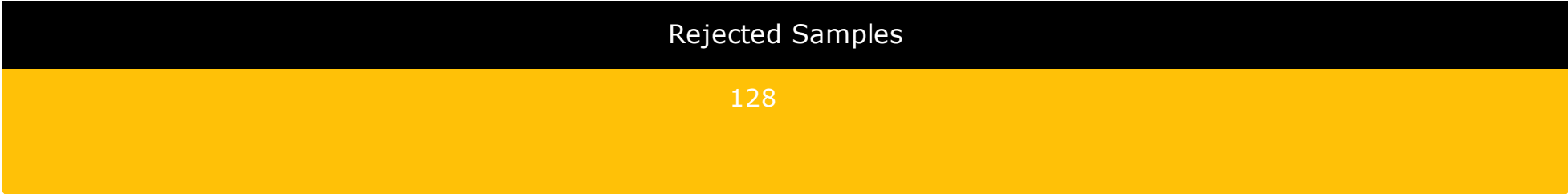
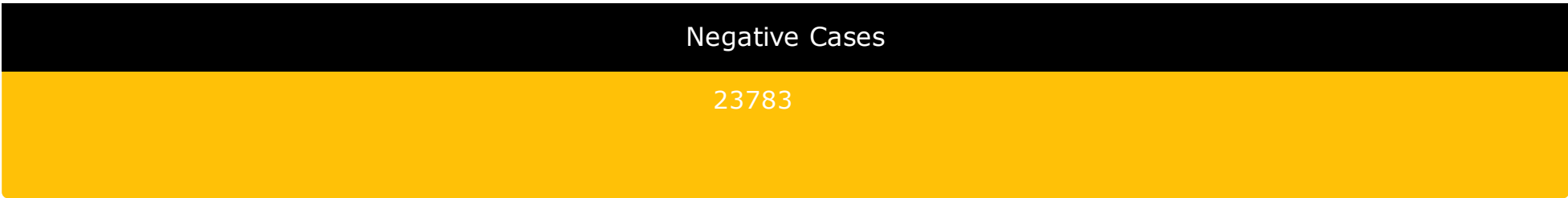
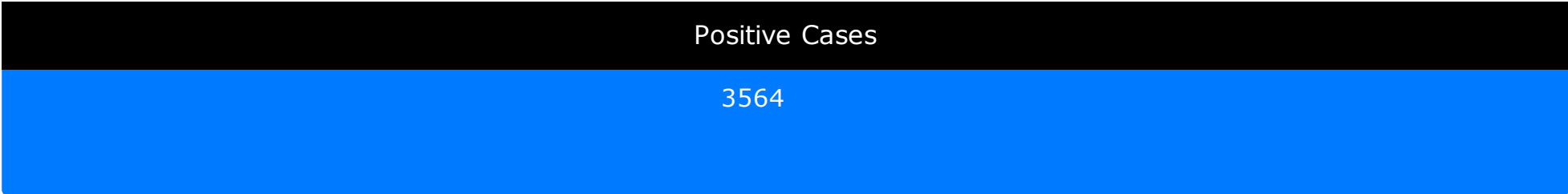
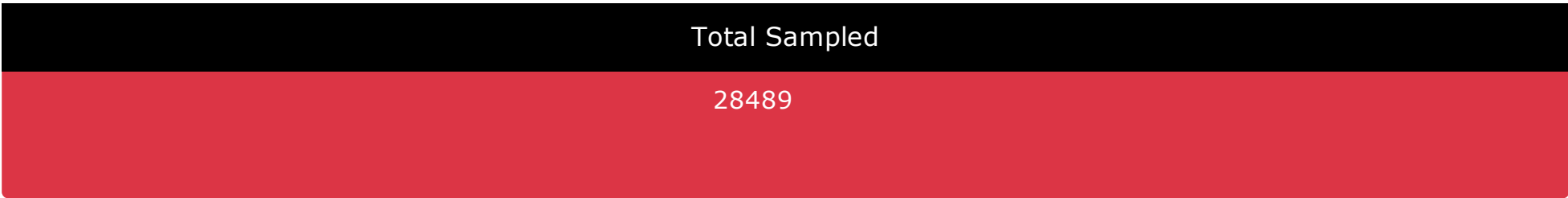
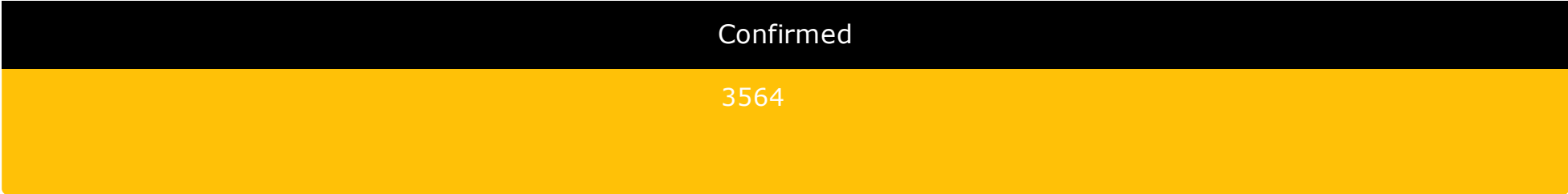
ABOUT COVID-19

Coronaviruses are a group of related viruses that cause diseases in mammals and birds. In humans, coronaviruses cause respiratory tract infections that can be mild, such as some cases of the common cold (among other possible causes, predominantly rhinoviruses), and others that can be lethal, such as SARS, MERS, and COVID-19. Symptoms in other species vary: in chickens, they cause an upper respiratory tract disease, while in cows and pigs they cause diarrhea. There are yet to be vaccines or antiviral drugs to prevent or treat human coronavirus infections.

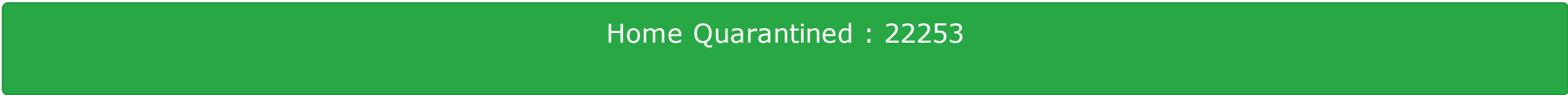
Coronaviruses constitute the subfamily Orthocoronavirinae, in the family Coronaviridae, order Nidovirales, and realm Riboviria. They are enveloped viruses with a positive-sense single-stranded RNA genome and a nucleocapsid of helical symmetry. The genome size of coronaviruses ranges from approximately 27 to 34 kilobases, the largest among known RNA viruses. The name coronavirus is derived from the Latin corona, meaning & crown or & halo, which refers to the characteristic appearance reminiscent of a crown or a solar corona around the virions (virus particles) when viewed under two-dimensional transmission electron microscopy, due to the surface covering in club-shaped protein spikes.

[Read More](#)

Corona Stats For Chandigarh



* Statistics sourced from Department of Health, Chandigarh



* Statistics sourced from Municipal Corporation, Chandigarh

Corona Stats For India

Confirmed
3335708
Recovered
2542759
Deaths
60880

Total Volunteer/Organization Registered

Individual volunteer
219
Organization
30

COVID19 STATEWISE STATUS (*including foreign nationals, as on 2020-08-27 08:00:00)

* Statistics sourced from The Ministry of Health and Family Welfare :-

S.No.	Name of State / UT	Total Confirmed cases *	Cured/Discharged/Migrated	Death
1	Andaman and Nicobar Islands	2985	2309	41
2	Andhra Pradesh	382469	286720	3541
3	Arunachal Pradesh	3555	2563	5
4	Assam	96771	76962	274
5	Bihar	126714	106361	530
6	Chandigarh	3376	1796	41
7	Chhattisgarh	24550	14145	231
8	Dadra and Nagar Haveli and Daman and Diu	2228	1862	2
9	Delhi	165764	148897	4347
10	Goa	15027	11511	165
11	Gujarat	89994	72282	2945
12	Haryana	58005	47613	634
13	Himachal Pradesh	5321	3810	32
14	Jammu and Kashmir	34480	26193	657
15	Jharkhand	33046	22349	362

S.No.	Name of State / UT	Total Confirmed cases *	Cured/Discharged/Migrated	Death
16	Karnataka	300406	211688	5091
17	Kerala	64355	41690	257
18	Ladakh	2451	1580	25
19	Lakshadweep	0	0	0
20	Madhya Pradesh	56864	43246	1282
21	Maharashtra	718711	522427	23089
22	Manipur	5585	3829	25
23	Meghalaya	2050	874	8
24	Mizoram	967	473	0
25	Nagaland	3778	2611	9
26	Odisha	87602	62813	441
27	Puducherry	11930	7486	180
28	Punjab	46090	30231	1219
29	Rajasthan	74670	59579	992
30	Sikkim	1486	1076	3
31	Tamil Nadu	397261	338060	6839
32	Telangana	114483	86095	788
33	Tripura	9908	6697	85
35	Uttar Pradesh	203028	148562	3149
36	West Bengal	147775	117857	2964
Total number of confirmed cases in India		3335708	2542759	60880

