


Chandigarh's Fight Against COVID-19




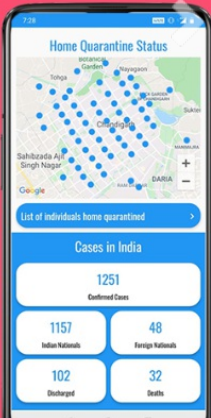

CHDCOVID Mobile App

Know about
Quarantine cases sector wise, Hospitals,
Flu Clinics and quarantine centres in
Chandigarh on map

Apply for **COVID-19** movement pass for
emergency and essential services

Scan QR code & download





Foreign Returnees

ns / Plumbers / AC Mechanics for Providing Utility Services Across Various Zones in Chandigarh

months of Food Grains to Poor Families

Chemist Shops for Home Delivery of Medicines



Donate to COVID-19 Relief Fund of UT Chandigarh.

ment Pass



Updated List of Retail Grocery Shops for Home Delivery in Chandigarh

ISOLATION CENTERS SETUP

- » Government Medical College and Hospital (GMCH), Sector 32
- » Government Multi Speciality Hospital (GMSH), Sector 16
- » Post Graduate Institute of Medical Education & Research (PGIMER), Sector 12

OTHER DOCUMENTS

- » List of Individuals Home Quarantined
- » Helpline Numbers of States & Union Territories for COVID-19
- » Advisory - Social Distancing
- » Advisory for Hospitals and Medical Institutions
- » Latest Testing Guidelines of Indian Council of Medical Research (ICMR)
- » Guidelines for notifying COVID-19 affected persons by Private Institutions
- » Letter from Secretary, Dept of Higher Education/School Education regarding Digital / e-Learning
- » Updated Guidelines on Clinical Management of COVID-19



ABOUT COVID-19

Coronaviruses are a group of related viruses that cause diseases in mammals and birds. In humans, coronaviruses cause respiratory tract infections that can be mild, such as some cases of the common cold (among other possible causes, predominantly rhinoviruses), and others that can be lethal, such as SARS, MERS, and COVID-19. Symptoms in other species vary: in chickens, they cause an upper respiratory tract disease, while in cows and pigs they cause diarrhea. There are yet to be vaccines or antiviral drugs to prevent or treat human coronavirus infections.

Coronaviruses constitute the subfamily Orthocoronavirinae, in the family Coronaviridae, order Nidovirales, and realm Riboviria. They are enveloped viruses with a positive-sense single-stranded RNA genome and a nucleocapsid of helical symmetry. The genome size of coronaviruses ranges from approximately 27 to 34 kilobases, the largest among known RNA viruses. The name coronavirus is derived from the Latin corona, meaning & crown or & halo, which refers to the characteristic appearance reminiscent of a crown or a solar corona around the virions (virus particles) when viewed under two-dimensional transmission electron microscopy, due to the surface covering in club-shaped protein spikes. [Read More →](#)

Corona Stats For Chandigarh

Confirmed

3724

Recovered

2107
Deaths
45
Total Sampled
28337
Positive Cases
3724
Negative Cases
24365
Rejected Samples
139
Result Awaited
109

* Statistics sourced from Department of Health, Chandigarh

Home Quarantined : 22722

* Statistics sourced from Municipal Corporation, Chandigarh

Corona Stats For India

Confirmed
3403550
Recovered
2596260
Deaths
61857

Total Volunteer/Organization Registered

Individual volunteer
220
Organization
30

COVID19 STATEWISE STATUS (*including foreign nationals, as on 2020-08-28 08:00:00)

* Statistics sourced from The Ministry of Health and Family Welfare :-

S.No.	Name of State / UT	Total Confirmed cases *	Cured/Discharged/Migrated	Death
1	Andaman and Nicobar Islands	3018	2374	42
2	Andhra Pradesh	393090	295248	3633
3	Arunachal Pradesh	3633	2621	5
4	Assam	98807	79307	278
5	Bihar	128780	109175	538
6	Chandigarh	3564	1977	43
7	Chhattisgarh	25988	14607	245
8	Dadra and Nagar Haveli and Daman and Diu	2266	1916	2
9	Delhi	167604	150027	4369
10	Goa	15483	11867	171
11	Gujarat	91179	73475	2962
12	Haryana	59298	48690	646
13	Himachal Pradesh	5501	4008	33
14	Jammu and Kashmir	35135	26721	671
15	Jharkhand	34396	22927	373
16	Karnataka	309792	219554	5232
17	Kerala	66761	43757	267
18	Ladakh	2492	1640	27
19	Lakshadweep	0	0	0
20	Madhya Pradesh	58181	44453	1306
21	Maharashtra	733568	531563	23444
22	Manipur	5725	3957	25
23	Meghalaya	2129	899	8
24	Mizoram	974	500	0
25	Nagaland	3784	2735	9
26	Odisha	90986	65323	448
27	Puducherry	12434	7761	190
28	Punjab	47836	30972	1256

29 S.No.	Rajasthan Name of State / UT	Total Confirmed cases *	60585 Cured/Discharged/Migrated	1005 Death
30	Sikkim	1542	1151	3
31	Tamil Nadu	403242	343930	6948
32	Telengana	117415	87675	799
33	Tripura	10414	6839	89
35	Uttar Pradesh	208419	152893	3217
36	West Bengal	150772	121046	3017
Total number of confirmed cases in India		3403550	2596260	61857

Designed & Developed by **SPICINDIA**