


## Chandigarh's Fight Against COVID-19





### CHDCOVID Mobile App

Know about  
Quarantine cases sector wise, Hospitals,  
Flu Clinics and quarantine centres in  
Chandigarh on map

Apply for **COVID-19** movement pass for  
emergency and essential services

### Scan QR code & download





Foreign Returnees

Electricians / Plumbers / AC Mechanics for Providing Utility Services Across Various Zones in Chandigarh

Monthly Distribution of Food Grains to Poor Families

Pharmacy Shops for Home Delivery of Medicines

**NEW**

Donate to COVID-19 Relief Fund of UT Chandigarh.

Movement Pass

**NEW**

Updated List of Retail Grocery Shops for Home Delivery in Chandigarh

### ISOLATION CENTERS SETUP

- » Government Medical College and Hospital (GMCH), Sector 32
- » Government Multi Speciality Hospital (GMSH), Sector 16
- » Post Graduate Institute of Medical Education & Research (PGIMER), Sector 12

### OTHER DOCUMENTS

- » List of Individuals Home Quarantined
- » Helpline Numbers of States & Union Territories for COVID-19
- » Advisory - Social Distancing
- » Advisory for Hospitals and Medical Institutions
- » Latest Testing Guidelines of Indian Council of Medical Research (ICMR)
- » Guidelines for notifying COVID-19 affected persons by Private Institutions
- » Letter from Secretary, Dept of Higher Education/School Education regarding Digital / e-Learning
- » Updated Guidelines on Clinical Management of COVID-19



## ABOUT COVID-19

Coronaviruses are a group of related viruses that cause diseases in mammals and birds. In humans, coronaviruses cause respiratory tract infections that can be mild, such as some cases of the common cold (among other possible causes, predominantly rhinoviruses), and others that can be lethal, such as SARS, MERS, and COVID-19. Symptoms in other species vary: in chickens, they cause an upper respiratory tract disease, while in cows and pigs they cause diarrhea. There are yet to be vaccines or antiviral drugs to prevent or treat human coronavirus infections.

Coronaviruses constitute the subfamily Orthocoronavirinae, in the family Coronaviridae, order Nidovirales, and realm Riboviria. They are enveloped viruses with a positive-sense single-stranded RNA genome and a nucleocapsid of helical symmetry. The genome size of coronaviruses ranges from approximately 27 to 34 kilobases, the largest among known RNA viruses. The name coronavirus is derived from the Latin corona, meaning & crown or & halo, which refers to the characteristic appearance reminiscent of a crown or a solar corona around the virions (virus particles) when viewed under two-dimensional transmission electron microscopy, due to the surface covering in club-shaped protein spikes. [Read More →](#)

## Corona Stats For Chandigarh

Confirmed

3724

Recovered

2107
Deaths
45
Total Sampled
28337
Positive Cases
3724
Negative Cases
24365
Rejected Samples
139
Result Awaited
109

\* Statistics sourced from Department of Health, Chandigarh

Home Quarantined : 23182
--------------------------

\* Statistics sourced from Municipal Corporation, Chandigarh

## Corona Stats For India

Confirmed
3476043
Recovered
2657119
Deaths
62817

## Total Volunteer/Organization Registered

Individual volunteer
220
Organization
30

COVID19 STATEWISE STATUS (\*including foreign nationals, as on 2020-08-29 08:00:00)

\* Statistics sourced from The Ministry of Health and Family Welfare :-

S.No.	Name of State / UT	Total Confirmed cases *	Cured/Discharged/Migrated	Death
1	Andaman and Nicobar Islands	3050	2444	42
2	Andhra Pradesh	403616	303711	3714
3	Arunachal Pradesh	3745	2709	5
4	Assam	101367	81070	286
5	Bihar	131057	112452	558
6	Chandigarh	3724	2107	45
7	Chhattisgarh	27233	15109	251
8	Dadra and Nagar Haveli and Daman and Diu	2290	1960	2
9	Delhi	169412	151473	4389
10	Goa	16006	12296	175
11	Gujarat	92452	74525	2976
12	Haryana	60596	49710	661
13	Himachal Pradesh	5637	4149	33
14	Jammu and Kashmir	35831	27372	678
15	Jharkhand	35321	23850	381
16	Karnataka	318752	227018	5368
17	Kerala	69304	45854	274
18	Ladakh	2540	1714	28
19	Lakshadweep	0	0	0
20	Madhya Pradesh	59433	45396	1323
21	Maharashtra	747995	543170	23775
22	Manipur	5843	4057	27
23	Meghalaya	2240	958	10
24	Mizoram	1003	509	0
25	Nagaland	3805	2850	9
26	Odisha	94668	67826	456
27	Puducherry	13024	8080	199
28	Punjab	49378	33008	1307

29 S.No.	Rajasthan Name of State / UT	Total Confirmed cases *	62033 Cured/Discharged/Migrated	1017 Death
30	Sikkim	1576	1184	3
31	Tamil Nadu	409238	349682	7050
32	Telengana	120166	89350	808
33	Tripura	10857	7037	94
35	Uttar Pradesh	213824	157879	3294
36	West Bengal	153754	124332	3073
Total number of confirmed cases in India		3476043	2657119	62817

Designed & Developed by **SPICINDIA**