

Chandigarh's Fight Against COVID-19

CHDCOVID Mobile App

Know about
Quarantine cases sector wise, Hospitals,
Flu Clinics and quarantine centres in
Chandigarh on map

**Apply for COVID-19 movement pass for
emergency and essential services**

**Scan QR code
& download**



NEW [Information for Foreign Returnees](#)

NEW [List of Electricians / Plumbers / AC Mechanics for Providing Utility Services Across Various Zones in Chandigarh](#)




NEW [Distribution of 3 months of Food Grains to Poor Families](#)

NEW [Updated List of Chemist Shops for Home Delivery of Medicines](#)








NEW [Donate to COVID-19 Relief Fund of UT Chandigarh.](#)

NEW [Apply For Movement Pass](#)

NEW [Updated List of Retail Grocery Shops for Home Delivery in Chandigarh](#)

-  Government Medical College and Hospital (GMCH), Sector 32
-  Government Multi Speciality Hospital (GMSH), Sector 16
-  Post Graduate Institute of Medical Education & Research (PGIMER), Sector 12

OTHER DOCUMENTS

-  [List of Individuals Home Quarantined](#)
-  [Helpline Numbers of States & Union Territories for COVID-19](#)
-  [Advisory - Social Distancing](#)
-  [Advisory for Hospitals and Medical Institutions](#)
-  [Latest Testing Guidelines of Indian Council of Medical Research \(ICMR\)](#)
-  [Guidelines for notifying COVID-19 affected persons by Private Institutions](#)
-  [Letter from Secretary, Dept of Higher Education/School Education regarding Digital / e-Learning](#)
-  [Updated Guidelines on Clinical Management of COVID-19](#)



ABOUT COVID-19

Coronaviruses are a group of related viruses that cause diseases in mammals and birds. In humans, coronaviruses cause respiratory tract infections that can be mild, such as some cases of the common cold (among other possible causes, predominantly rhinoviruses), and others that can be lethal, such as SARS, MERS, and COVID-19. Symptoms in other species vary: in chickens, they cause an upper respiratory tract disease, while in cows and pigs they cause diarrhea. There are yet to be vaccines or antiviral drugs to prevent or treat human coronavirus infections.

Coronaviruses constitute the subfamily Orthocoronavirinae, in the family Coronaviridae, order Nidovirales, and realm Riboviria. They are enveloped viruses with a positive-sense single-stranded RNA genome and a nucleocapsid of helical symmetry. The genome size of coronaviruses ranges from approximately 27 to 34 kilobases, the largest among known RNA viruses. The name coronavirus is derived from the Latin corona, meaning & crown or & halo, which refers to the characteristic appearance reminiscent of a crown or a solar corona around the virions (virus particles) when viewed under two-dimensional transmission electron microscopy, due to the surface covering in club-shaped protein spikes.

[Read More](#) 

Confirmed
4155
Recovered
2296
Deaths
52
Total Sampled
29864
Positive Cases
4155
Negative Cases
25460
Rejected Samples
158
Result Awaited
91
* Statistics sourced from Department of Health, Chandigarh
Home Quarantined : 23671
* Statistics sourced from Municipal Corporation, Chandigarh

Corona Stats For India



Total Volunteer/Organization Registered



COVID19 STATEWISE STATUS (*including foreign nationals, as on 2020-08-30 08:00:00)

* Statistics sourced from The Ministry of Health and Family Welfare :-

S.No.	Name of State / UT	Total Confirmed cases *	Cured/Discharged/Migrated	Death
1	Andaman and Nicobar Islands	3081	2519	44
2	Andhra Pradesh	414164	312687	3796
3	Arunachal Pradesh	3877	2754	5
4	Assam	103794	82510	289
5	Bihar	133003	114772	561
6	Chandigarh	3985	2248	45
7	Chhattisgarh	28746	15818	262
8	Dadra and Nagar Haveli and Daman and Diu	2306	1998	2
9	Delhi	171366	152922	4404
10	Goa	16553	12729	178
11	Gujarat	93734	75636	2989
12	Haryana	61987	50711	670
13	Himachal Pradesh	5781	4308	34
14	Jammu and Kashmir	36377	28020	685
15	Jharkhand	36857	25103	397

S.No.	Name of State / UT	Total Confirmed cases *	Cured/Discharged/Migrated	Death
16	Karnataka	327076	235128	5483
17	Kerala	71701	48079	280
18	Ladakh	2603	1745	32
19	Lakshadweep	0	0	0
20	Madhya Pradesh	60875	46413	1345
21	Maharashtra	764281	554711	24103
22	Manipur	5960	4186	28
23	Meghalaya	2283	1035	10
24	Mizoram	1008	584	0
25	Nagaland	3851	2917	9
26	Odisha	97920	70714	470
27	Puducherry	13556	8511	211
28	Punjab	50848	34091	1348
29	Rajasthan	78777	62971	1030
30	Sikkim	1602	1195	3
31	Tamil Nadu	415590	355727	7137
32	Telangana	123090	90988	818
33	Tripura	11307	7232	98
35	Uttar Pradesh	219457	162741	3356
36	West Bengal	156766	127644	3126
Total number of confirmed cases in India		3566555	2731768	63864

