

# Chandigarh's Fight Against COVID-19

## CHDCOVID Mobile App

**Know about**  
Quarantine cases sector wise, Hospitals,  
Flu Clinics and quarantine centres in  
Chandigarh on map

**Apply for COVID-19 movement pass for  
emergency and essential services**

**Scan QR code  
& download**



**NEW** [Information for Foreign Returnees](#)

**NEW** [List of Electricians / Plumbers / AC Mechanics for Providing Utility Services Across Various Zones in Chandigarh](#)

**NEW** [Distribution of 3 months of Food Grains to Poor Families](#)

**NEW** [Updated List of Chemist Shops for Home Delivery of Medicines](#)









**NEW** [Donate to COVID-19 Relief Fund of UT Chandigarh.](#)

**NEW** [Apply For Movement Pass](#)

**NEW** [Updated List of Retail Grocery Shops for Home Delivery in Chandigarh](#)

-  Government Medical College and Hospital (GMCH), Sector 32
-  Government Multi Speciality Hospital (GMSH), Sector 16
-  Post Graduate Institute of Medical Education & Research (PGIMER), Sector 12

## OTHER DOCUMENTS

-  [List of Individuals Home Quarantined](#)
-  [Helpline Numbers of States & Union Territories for COVID-19](#)
-  [Advisory - Social Distancing](#)
-  [Advisory for Hospitals and Medical Institutions](#)
-  [Latest Testing Guidelines of Indian Council of Medical Research \(ICMR\)](#)
-  [Guidelines for notifying COVID-19 affected persons by Private Institutions](#)
-  [Letter from Secretary, Dept of Higher Education/School Education regarding Digital / e-Learning](#)
-  [Updated Guidelines on Clinical Management of COVID-19](#)




---

## ABOUT COVID-19

---

Coronaviruses are a group of related viruses that cause diseases in mammals and birds. In humans, coronaviruses cause respiratory tract infections that can be mild, such as some cases of the common cold (among other possible causes, predominantly rhinoviruses), and others that can be lethal, such as SARS, MERS, and COVID-19. Symptoms in other species vary: in chickens, they cause an upper respiratory tract disease, while in cows and pigs they cause diarrhea. There are yet to be vaccines or antiviral drugs to prevent or treat human coronavirus infections.

Coronaviruses constitute the subfamily Orthocoronavirinae, in the family Coronaviridae, order Nidovirales, and realm Riboviria. They are enveloped viruses with a positive-sense single-stranded RNA genome and a nucleocapsid of helical symmetry. The genome size of coronaviruses ranges from approximately 27 to 34 kilobases, the largest among known RNA viruses. The name coronavirus is derived from the Latin corona, meaning & crown or & halo, which refers to the characteristic appearance reminiscent of a crown or a solar corona around the virions (virus particles) when viewed under two-dimensional transmission electron microscopy, due to the surface covering in club-shaped protein spikes.

[Read More](#) 

---

Confirmed
4346
Recovered
2431
Deaths
56
Total Sampled
30377
Positive Cases
4346
Negative Cases
25742
Rejected Samples
173
Result Awaited
116
* Statistics sourced from Department of Health, Chandigarh
Home Quarantined : 24052
* Statistics sourced from Municipal Corporation, Chandigarh

# Corona Stats For India

Confirmed
3649639
Recovered
2800671
Deaths
64951

## Total Volunteer/Organization Registered

Individual volunteer
220
Organization
30

### COVID19 STATEWISE STATUS (\*including foreign nationals, as on 2020-08-31 08:00:00)

\* Statistics sourced from The Ministry of Health and Family Welfare :-

S.No.	Name of State / UT	Total Confirmed cases *	Cured/Discharged/Migrated	Death
1	Andaman and Nicobar Islands	3104	2586	45
2	Andhra Pradesh	424767	321754	3884
3	Arunachal Pradesh	4034	2822	7
4	Assam	105774	83927	296
5	Bihar	135035	117124	578
6	Chandigarh	4155	2296	52
7	Chhattisgarh	30092	16303	269
8	Dadra and Nagar Haveli and Daman and Diu	2340	2042	2
9	Delhi	173390	154171	4426
10	Goa	17004	13186	183
11	Gujarat	95009	76731	3006
12	Haryana	63282	51620	682
13	Himachal Pradesh	5945	4450	35
14	Jammu and Kashmir	37163	28510	694
15	Jharkhand	38435	26448	410

S.No.	Name of State / UT	Total Confirmed cases *	Cured/Discharged/Migrated	Death
16	Karnataka	335928	242229	5589
17	Kerala	73855	49849	287
18	Ladakh	2638	1757	34
19	Lakshadweep	0	0	0
20	Madhya Pradesh	62433	47467	1374
21	Maharashtra	780689	562401	24399
22	Manipur	6112	4239	28
23	Meghalaya	2343	1049	10
24	Mizoram	1011	589	0
25	Nagaland	3922	3026	9
26	Odisha	100934	73233	482
27	Puducherry	14127	8968	221
28	Punjab	52526	35747	1404
29	Rajasthan	80227	65093	1043
30	Sikkim	1627	1220	3
31	Tamil Nadu	422085	362133	7231
32	Telangana	124963	92837	827
33	Tripura	11644	7433	103
35	Uttar Pradesh	225632	167543	3423
36	West Bengal	159785	130952	3176
Total number of confirmed cases in India		3649639	2800671	64951

