

# Chandigarh's Fight Against COVID-19

## CHDCOVID Mobile App

**Know about**  
Quarantine cases sector wise, Hospitals,  
Flu Clinics and quarantine centres in  
Chandigarh on map

**Apply for COVID-19 movement pass for  
emergency and essential services**

**Scan QR code  
& download**



**NEW** [Information for Foreign Returnees](#)

**NEW** [List of Electricians / Plumbers / AC Mechanics for Providing Utility Services Across Various Zones in Chandigarh](#)

**NEW** [Distribution of 3 months of Food Grains to Poor Families](#)

**NEW** [Updated List of Chemist Shops for Home Delivery of Medicines](#)

**NEW** [Donate to COVID-19 Relief Fund of UT Chandigarh.](#)

**NEW** [Apply For Movement Pass](#)

**NEW** [Updated List of Retail Grocery Shops for Home Delivery in Chandigarh](#)

-  Government Medical College and Hospital (GMCH), Sector 32
-  Government Multi Speciality Hospital (GMSH), Sector 16
-  Post Graduate Institute of Medical Education & Research (PGIMER), Sector 12

## OTHER DOCUMENTS

-  [List of Individuals Home Quarantined](#)
-  [Helpline Numbers of States & Union Territories for COVID-19](#)
-  [Advisory - Social Distancing](#)
-  [Advisory for Hospitals and Medical Institutions](#)
-  [Latest Testing Guidelines of Indian Council of Medical Research \(ICMR\)](#)
-  [Guidelines for notifying COVID-19 affected persons by Private Institutions](#)
-  [Letter from Secretary, Dept of Higher Education/School Education regarding Digital / e-Learning](#)
-  [Updated Guidelines on Clinical Management of COVID-19](#)



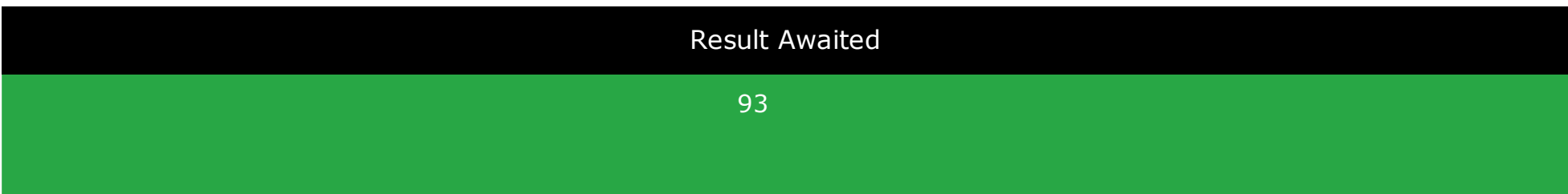
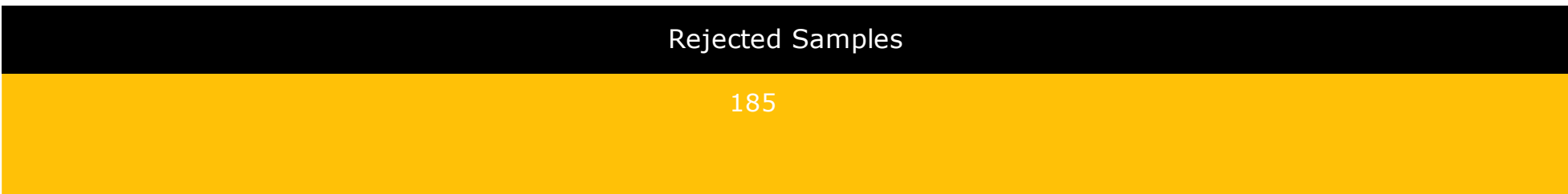
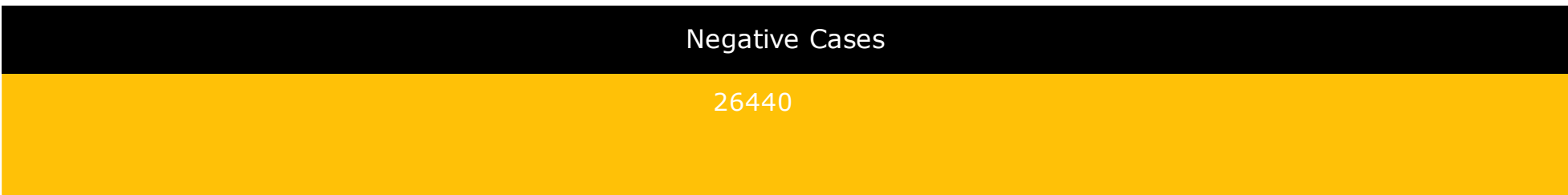
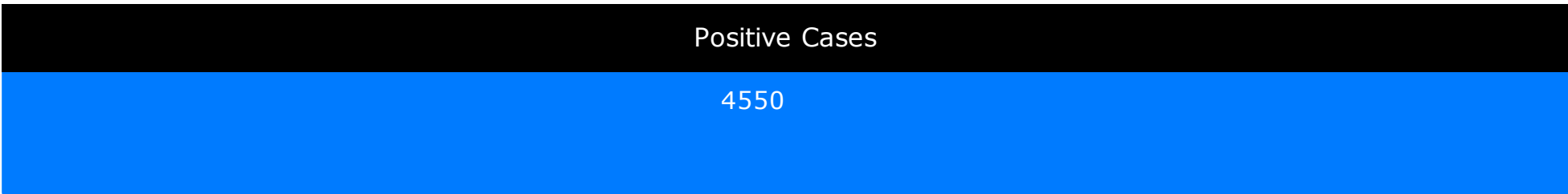
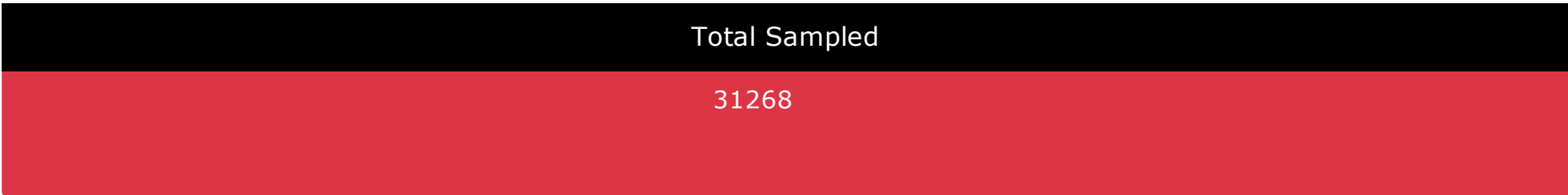
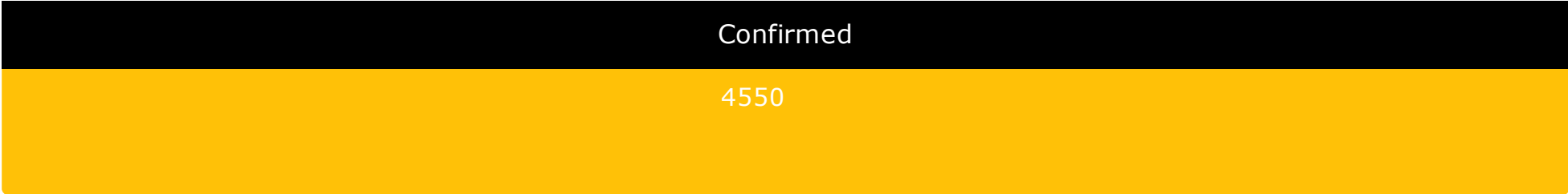
## ABOUT COVID-19

Coronaviruses are a group of related viruses that cause diseases in mammals and birds. In humans, coronaviruses cause respiratory tract infections that can be mild, such as some cases of the common cold (among other possible causes, predominantly rhinoviruses), and others that can be lethal, such as SARS, MERS, and COVID-19. Symptoms in other species vary: in chickens, they cause an upper respiratory tract disease, while in cows and pigs they cause diarrhea. There are yet to be vaccines or antiviral drugs to prevent or treat human coronavirus infections.

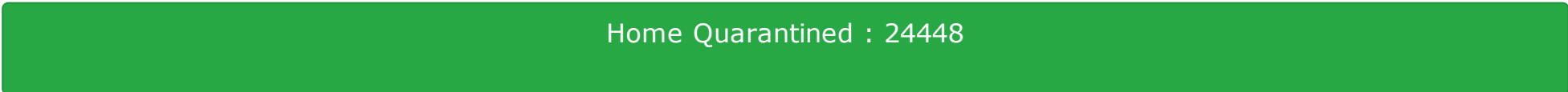
Coronaviruses constitute the subfamily Orthocoronavirinae, in the family Coronaviridae, order Nidovirales, and realm Riboviria. They are enveloped viruses with a positive-sense single-stranded RNA genome and a nucleocapsid of helical symmetry. The genome size of coronaviruses ranges from approximately 27 to 34 kilobases, the largest among known RNA viruses. The name coronavirus is derived from the Latin corona, meaning & crown or & halo, which refers to the characteristic appearance reminiscent of a crown or a solar corona around the virions (virus particles) when viewed under two-dimensional transmission electron microscopy, due to the surface covering in club-shaped protein spikes.

[Read More](#) 

Corona Stats For Chandigarh



\* Statistics sourced from Department of Health, Chandigarh



\* Statistics sourced from Municipal Corporation, Chandigarh



# Corona Stats For India

Confirmed
3702860
Recovered
2847364
Deaths
65555

## Total Volunteer/Organization Registered

Individual volunteer
222
Organization
30

### COVID19 STATEWISE STATUS (\*including foreign nationals, as on 2020-09-01 08:00:00)

\* Statistics sourced from The Ministry of Health and Family Welfare :-

S.No.	Name of State / UT	Total Confirmed cases *	Cured/Discharged/Migrated	Death
1	Andaman and Nicobar Islands	3132	2647	46
2	Andhra Pradesh	434771	330526	3969
3	Arunachal Pradesh	4112	2885	7
4	Assam	109040	85461	306
5	Bihar	136457	119540	582
6	Chandigarh	4346	2431	56
7	Chhattisgarh	31503	16989	277
8	Dadra and Nagar Haveli and Daman and Diu	2367	2081	2
9	Delhi	174748	155678	4444
10	Goa	17418	13577	192
11	Gujarat	96300	77756	3020
12	Haryana	64732	52672	689
13	Himachal Pradesh	6116	4515	38
14	Jammu and Kashmir	37698	29015	703
15	Jharkhand	41656	27143	417

S.No.	Name of State / UT	Total Confirmed cases *	Cured/Discharged/Migrated	Death
16	Karnataka	342423	249467	5702
17	Kerala	75385	51538	294
18	Ladakh	2681	1874	34
19	Lakshadweep	0	0	0
20	Madhya Pradesh	63965	48657	1394
21	Maharashtra	792541	573559	24583
22	Manipur	6252	4330	28
23	Meghalaya	2368	1162	10
24	Mizoram	1011	591	0
25	Nagaland	3950	3067	9
26	Odisha	103536	77286	492
27	Puducherry	14411	9334	228
28	Punjab	53992	37027	1453
29	Rajasthan	81693	66812	1056
30	Sikkim	1652	1225	3
31	Tamil Nadu	428041	368141	7322
32	Telangana	127697	95162	836
33	Tripura	12153	7674	113
35	Uttar Pradesh	230414	172140	3486
36	West Bengal	162778	134270	3228
Total number of confirmed cases in India		3702860	2847364	65555

