

# Chandigarh's Fight Against COVID-19

## CHDCOVID Mobile App

**Know about**  
Quarantine cases sector wise, Hospitals,  
Flu Clinics and quarantine centres in  
Chandigarh on map

**Apply for COVID-19 movement pass for  
emergency and essential services**

**Scan QR code  
& download**



**NEW** [Information for Foreign Returnees](#)

**NEW** [List of Electricians / Plumbers / AC Mechanics for Providing Utility Services Across Various Zones in Chandigarh](#)




**NEW** [Distribution of 3 months of Food Grains to Poor Families](#)

**NEW** [Updated List of Chemist Shops for Home Delivery of Medicines](#)








**NEW** [Donate to COVID-19 Relief Fund of UT Chandigarh.](#)

**NEW** [Apply For Movement Pass](#)

**NEW** [Updated List of Retail Grocery Shops for Home Delivery in Chandigarh](#)

-  Government Medical College and Hospital (GMCH), Sector 32
-  Government Multi Speciality Hospital (GMSH), Sector 16
-  Post Graduate Institute of Medical Education & Research (PGIMER), Sector 12

## OTHER DOCUMENTS

-  [List of Individuals Home Quarantined](#)
-  [Helpline Numbers of States & Union Territories for COVID-19](#)
-  [Advisory - Social Distancing](#)
-  [Advisory for Hospitals and Medical Institutions](#)
-  [Latest Testing Guidelines of Indian Council of Medical Research \(ICMR\)](#)
-  [Guidelines for notifying COVID-19 affected persons by Private Institutions](#)
-  [Letter from Secretary, Dept of Higher Education/School Education regarding Digital / e-Learning](#)
-  [Updated Guidelines on Clinical Management of COVID-19](#)



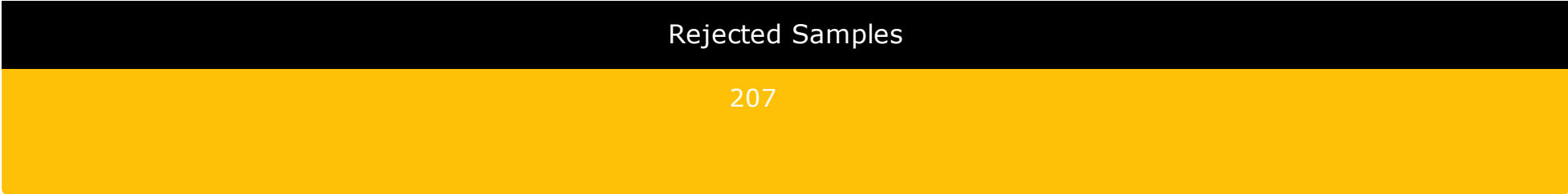
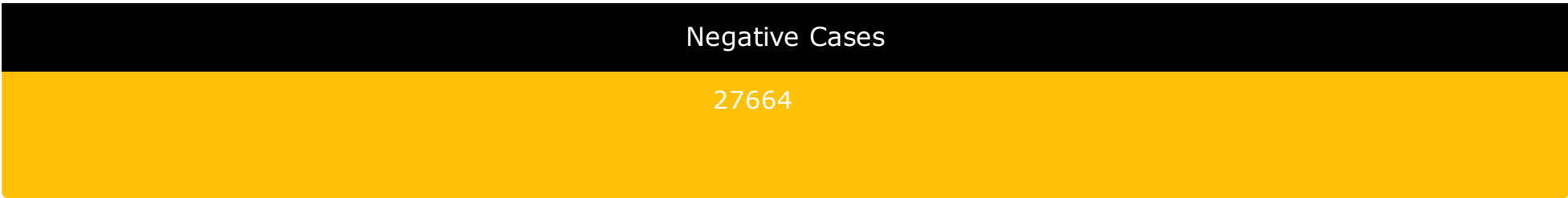
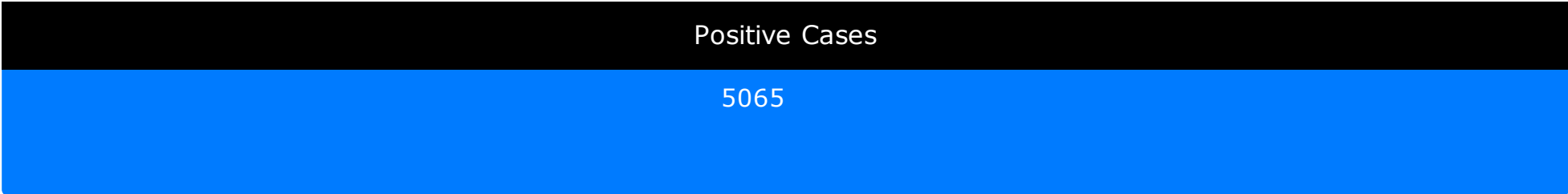
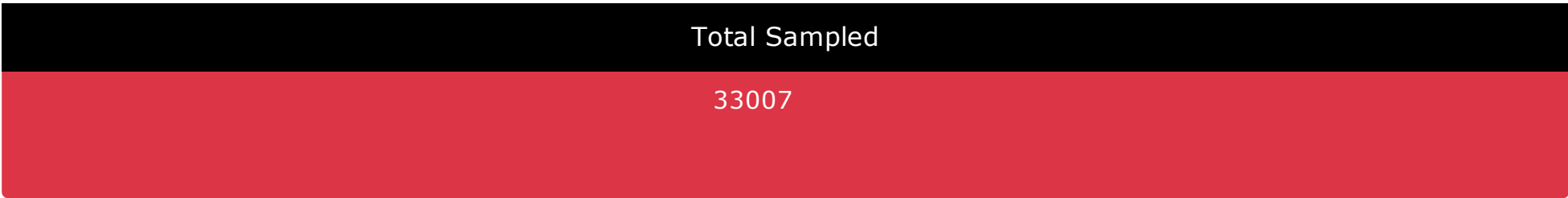
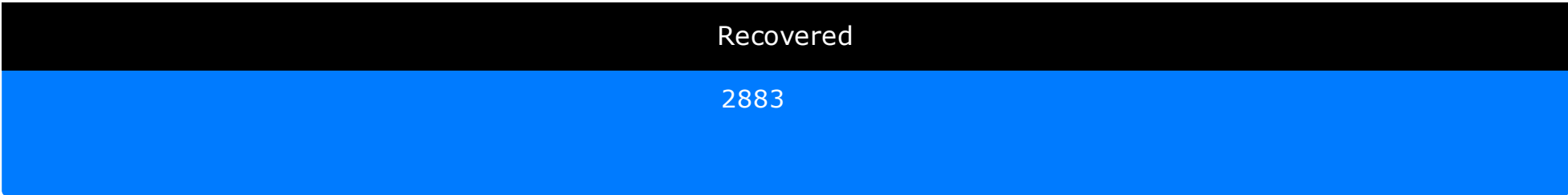
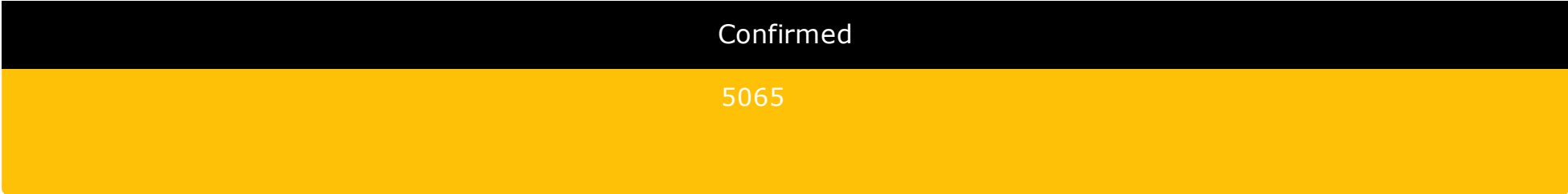
## ABOUT COVID-19

Coronaviruses are a group of related viruses that cause diseases in mammals and birds. In humans, coronaviruses cause respiratory tract infections that can be mild, such as some cases of the common cold (among other possible causes, predominantly rhinoviruses), and others that can be lethal, such as SARS, MERS, and COVID-19. Symptoms in other species vary: in chickens, they cause an upper respiratory tract disease, while in cows and pigs they cause diarrhea. There are yet to be vaccines or antiviral drugs to prevent or treat human coronavirus infections.

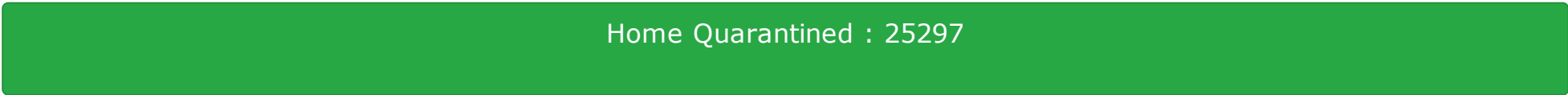
Coronaviruses constitute the subfamily Orthocoronavirinae, in the family Coronaviridae, order Nidovirales, and realm Riboviria. They are enveloped viruses with a positive-sense single-stranded RNA genome and a nucleocapsid of helical symmetry. The genome size of coronaviruses ranges from approximately 27 to 34 kilobases, the largest among known RNA viruses. The name coronavirus is derived from the Latin corona, meaning & crown or & halo, which refers to the characteristic appearance reminiscent of a crown or a solar corona around the virions (virus particles) when viewed under two-dimensional transmission electron microscopy, due to the surface covering in club-shaped protein spikes.

[Read More](#) 

Corona Stats For Chandigarh



\* Statistics sourced from Department of Health, Chandigarh



\* Statistics sourced from Municipal Corporation, Chandigarh



# Corona Stats For India

Confirmed
3872772
Recovered
2984634
Deaths
67672

## Total Volunteer/Organization Registered

Individual volunteer
222
Organization
30

### COVID19 STATEWISE STATUS (\*including foreign nationals, as on 2020-09-03 08:00:00)

\* Statistics sourced from The Ministry of Health and Family Welfare :-

S.No.	Name of State / UT	Total Confirmed cases *	Cured/Discharged/Migrated	Death
1	Andaman and Nicobar Islands	3186	2758	47
2	Andhra Pradesh	455531	348330	4125
3	Arunachal Pradesh	4360	3075	7
4	Assam	115279	88729	323
5	Bihar	141441	123794	646
6	Chandigarh	4789	2670	59
7	Chhattisgarh	35683	18220	299
8	Dadra and Nagar Haveli and Daman and Diu	2435	2141	2
9	Delhi	179569	158586	4481
10	Goa	18642	14059	204
11	Gujarat	98888	79929	3046
12	Haryana	68218	54875	721
13	Himachal Pradesh	6416	4760	43
14	Jammu and Kashmir	38864	30079	732
15	Jharkhand	44862	29747	438

S.No.	Name of State / UT	Total Confirmed cases *	Cured/Discharged/Migrated	Death
16	Karnataka	361341	260913	5950
17	Kerala	78072	55778	305
18	Ladakh	2785	2007	35
19	Lakshadweep	0	0	0
20	Madhya Pradesh	66914	51124	1453
21	Maharashtra	825739	598496	25195
22	Manipur	6507	4607	29
23	Meghalaya	2517	1318	13
24	Mizoram	1020	661	0
25	Nagaland	4017	3223	9
26	Odisha	109780	84073	514
27	Puducherry	15157	9968	253
28	Punjab	56989	39742	1618
29	Rajasthan	84674	70674	1081
30	Sikkim	1704	1269	4
31	Tamil Nadu	439959	380063	7516
32	Telangana	133406	100013	856
33	Tripura	13292	8033	126
35	Uttar Pradesh	241439	181364	3616
36	West Bengal	168697	140913	3339
Total number of confirmed cases in India		3872772	2984634	67672

