


Chandigarh's Fight Against COVID-19




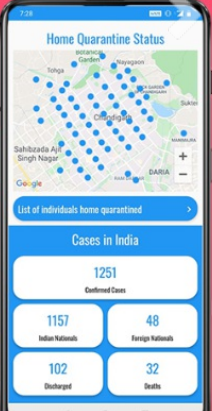

CHDCOVID Mobile App

Know about
Quarantine cases sector wise, Hospitals,
Flu Clinics and quarantine centres in
Chandigarh on map

Apply for **COVID-19** movement pass for
emergency and essential services

Scan QR code & download





Foreign Returnees

ans / Plumbers / AC Mechanics for Providing Utility Services Across Various Zones in Chandigarh

3 months of Food Grains to Poor Families

Chemist Shops for Home Delivery of Medicines **NEW** Donate to COVID-19 Relief Fund of UT Chandigarh.

ement Pass **NEW** Updated List of Retail Grocery Shops for Home Delivery in Chandigarh

ISOLATION CENTERS SETUP

- » Government Medical College and Hospital (GMCH), Sector 32
- » Government Multi Speciality Hospital (GMSH), Sector 16
- » Post Graduate Institute of Medical Education & Research (PGIMER), Sector 12

OTHER DOCUMENTS

- » List of Individuals Home Quarantined
- » Helpline Numbers of States & Union Territories for COVID-19
- » Advisory - Social Distancing
- » Advisory for Hospitals and Medical Institutions
- » Latest Testing Guidelines of Indian Council of Medical Research (ICMR)
- » Guidelines for notifying COVID-19 affected persons by Private Institutions
- » Letter from Secretary, Dept of Higher Education/School Education regarding Digital / e-Learning
- » Updated Guidelines on Clinical Management of COVID-19



ABOUT COVID-19

Coronaviruses are a group of related viruses that cause diseases in mammals and birds. In humans, coronaviruses cause respiratory tract infections that can be mild, such as some cases of the common cold (among other possible causes, predominantly rhinoviruses), and others that can be lethal, such as SARS, MERS, and COVID-19. Symptoms in other species vary: in chickens, they cause an upper respiratory tract disease, while in cows and pigs they cause diarrhea. There are yet to be vaccines or antiviral drugs to prevent or treat human coronavirus infections.

Coronaviruses constitute the subfamily Orthocoronavirinae, in the family Coronaviridae, order Nidovirales, and realm Riboviria. They are enveloped viruses with a positive-sense single-stranded RNA genome and a nucleocapsid of helical symmetry. The genome size of coronaviruses ranges from approximately 27 to 34 kilobases, the largest among known RNA viruses. The name coronavirus is derived from the Latin corona, meaning & crown or & halo, which refers to the characteristic appearance reminiscent of a crown or a solar corona around the virions (virus particles) when viewed under two-dimensional transmission electron microscopy, due to the surface covering in club-shaped protein spikes. [Read More →](#)

Corona Stats For Chandigarh

Confirmed

5268

Recovered

3105
Deaths
68
Total Sampled
33572
Positive Cases
5268
Negative Cases
28085
Rejected Samples
219
Result Awaited
944

* Statistics sourced from Department of Health, Chandigarh

Home Quarantined : 25746

* Statistics sourced from Municipal Corporation, Chandigarh

Corona Stats For India

Confirmed
3952225
Recovered
3046044
Deaths
68707

Total Volunteer/Organization Registered

Individual volunteer
222
Organization
30

COVID19 STATEWISE STATUS (*including foreign nationals, as on 2020-09-04 08:00:00)

* Statistics sourced from The Ministry of Health and Family Welfare :-

S.No.	Name of State / UT	Total Confirmed cases *	Cured/Discharged/Migrated	Death
1	Andaman and Nicobar Islands	3223	2823	48
2	Andhra Pradesh	465730	358009	4200
3	Arunachal Pradesh	4574	3167	7
4	Assam	118333	90700	330
5	Bihar	142967	124976	672
6	Chandigarh	5065	2883	63
7	Chhattisgarh	37967	18950	315
8	Dadra and Nagar Haveli and Daman and Diu	2450	2154	2
9	Delhi	182306	160114	4500
10	Goa	19355	14361	212
11	Gujarat	100213	81055	3062
12	Haryana	70099	55889	740
13	Himachal Pradesh	6615	4859	48
14	Jammu and Kashmir	39943	30759	743
15	Jharkhand	46480	30886	444
16	Karnataka	370206	268035	6054
17	Kerala	79625	57728	315
18	Ladakh	2840	2039	35
19	Lakshadweep	0	0	0
20	Madhya Pradesh	68586	52215	1483
21	Maharashtra	843844	612484	25586
22	Manipur	6609	4774	32
23	Meghalaya	2626	1393	13
24	Mizoram	1040	671	0
25	Nagaland	4066	3324	9
26	Odisha	113411	87351	522
27	Puducherry	15581	10279	260
28	Punjab	58515	41271	1690

29 S.No.	Rajasthan Name of State / UT	Total Confirmed cases *	71220 Cured/Discharged/Migrated	1095 Death
30	Sikkim	1738	1304	4
31	Tamil Nadu	445851	386173	7608
32	Telengana	135884	102024	866
33	Tripura	13816	8212	129
35	Uttar Pradesh	247101	185812	3691
36	West Bengal	171681	144248	3394
Total number of confirmed cases in India		3952225	3046044	68707

Designed & Developed by **SPICINDIA**