


Chandigarh's Fight Against COVID-19






CHDCOVID Mobile App

Know about
Quarantine cases sector wise, Hospitals,
Flu Clinics and quarantine centres in
Chandigarh on map

Apply for **COVID-19** movement pass for
emergency and essential services

Scan QR code & download





Foreign Returnees

ns / Plumbers / AC Mechanics for Providing Utility Services Across Various Zones in Chandigarh

months of Food Grains to Poor Families

Chemist Shops for Home Delivery of Medicines



Donate to COVID-19 Relief Fund of UT Chandigarh.

ment Pass



Updated List of Retail Grocery Shops for Home Delivery in Chandigarh

ISOLATION CENTERS SETUP

- » Government Medical College and Hospital (GMCH), Sector 32
- » Government Multi Speciality Hospital (GMSH), Sector 16
- » Post Graduate Institute of Medical Education & Research (PGIMER), Sector 12

OTHER DOCUMENTS

- » List of Individuals Home Quarantined
- » Helpline Numbers of States & Union Territories for COVID-19
- » Advisory - Social Distancing
- » Advisory for Hospitals and Medical Institutions
- » Latest Testing Guidelines of Indian Council of Medical Research (ICMR)
- » Guidelines for notifying COVID-19 affected persons by Private Institutions
- » Letter from Secretary, Dept of Higher Education/School Education regarding Digital / e-Learning
- » Updated Guidelines on Clinical Management of COVID-19



ABOUT COVID-19

Coronaviruses are a group of related viruses that cause diseases in mammals and birds. In humans, coronaviruses cause respiratory tract infections that can be mild, such as some cases of the common cold (among other possible causes, predominantly rhinoviruses), and others that can be lethal, such as SARS, MERS, and COVID-19. Symptoms in other species vary: in chickens, they cause an upper respiratory tract disease, while in cows and pigs they cause diarrhea. There are yet to be vaccines or antiviral drugs to prevent or treat human coronavirus infections.

Coronaviruses constitute the subfamily Orthocoronavirinae, in the family Coronaviridae, order Nidovirales, and realm Riboviria. They are enveloped viruses with a positive-sense single-stranded RNA genome and a nucleocapsid of helical symmetry. The genome size of coronaviruses ranges from approximately 27 to 34 kilobases, the largest among known RNA viruses. The name coronavirus is derived from the Latin corona, meaning & crown or & halo, which refers to the characteristic appearance reminiscent of a crown or a solar corona around the virions (virus particles) when viewed under two-dimensional transmission electron microscopy, due to the surface covering in club-shaped protein spikes. [Read More →](#)

Corona Stats For Chandigarh

Confirmed

5502

Recovered

3290
Deaths
69
Total Sampled
33369
Positive Cases
5502
Negative Cases
28840
Rejected Samples
227
Result Awaited
160

* Statistics sourced from Department of Health, Chandigarh

Home Quarantined : 26141

* Statistics sourced from Municipal Corporation, Chandigarh

Corona Stats For India

Confirmed
4047653
Recovered
3124787
Deaths
69920

Total Volunteer/Organization Registered

Individual volunteer
222
Organization
30

COVID19 STATEWISE STATUS (*including foreign nationals, as on 2020-09-05 08:00:00)

* Statistics sourced from The Ministry of Health and Family Welfare :-

S.No.	Name of State / UT	Total Confirmed cases *	Cured/Discharged/Migrated	Death
1	Andaman and Nicobar Islands	3257	2863	49
2	Andhra Pradesh	476506	370163	4276
3	Arunachal Pradesh	4775	3280	7
4	Assam	121224	92720	345
5	Bihar	144104	126371	701
6	Chandigarh	5268	3105	68
7	Chhattisgarh	40634	19625	337
8	Dadra and Nagar Haveli and Daman and Diu	2467	2180	2
9	Delhi	185220	161865	4513
10	Goa	19863	14747	220
11	Gujarat	101533	82273	3076
12	Haryana	71983	57171	759
13	Himachal Pradesh	6830	4965	50
14	Jammu and Kashmir	40990	31435	755
15	Jharkhand	48039	32043	447
16	Karnataka	379486	274196	6170
17	Kerala	82104	60444	326
18	Ladakh	2935	2085	35
19	Lakshadweep	0	0	0
20	Madhya Pradesh	70244	53257	1513
21	Maharashtra	863062	625773	25964
22	Manipur	6699	4899	35
23	Meghalaya	2734	1468	14
24	Mizoram	1046	683	0
25	Nagaland	4107	3361	10
26	Odisha	116678	90331	531
27	Puducherry	16164	10674	280
28	Punjab	60013	42543	1739

29 S.No.	Rajasthan Name of State / UT	Total Confirmed cases *	71899 Cured/Discharged/Migrated	1108 Death
30	Sikkim	1843	1329	5
31	Tamil Nadu	451827	392507	7687
32	Telangana	138395	104603	877
33	Tripura	14507	8483	136
35	Uttar Pradesh	253175	190818	3762
36	West Bengal	174659	147553	3452
Total number of confirmed cases in India		4047653	3124787	69920

Designed & Developed by **SPICINDIA**