


Chandigarh's Fight Against COVID-19




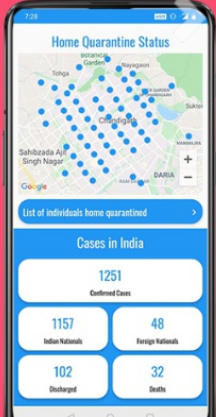

CHDCOVID Mobile App

Know about
Quarantine cases sector wise, Hospitals,
Flu Clinics and quarantine centres in
Chandigarh on map

Apply for **COVID-19** movement pass for
emergency and essential services

Scan QR code & download





rnees

rs / AC Mechanics for Providing Utility Services Across Various Zones in Chandigarh

Food Grains to Poor Families

ops for Home Delivery of Medicines



Donate to COVID-19 Relief Fund of UT Chandigarh.



Updated List of Retail Grocery Shops for Home Delivery in Chandigarh

ISOLATION CENTERS SETUP

- » Government Medical College and Hospital (GMCH), Sector 32
- » Government Multi Speciality Hospital (GMSH), Sector 16
- » Post Graduate Institute of Medical Education & Research (PGIMER), Sector 12

OTHER DOCUMENTS

- » List of Individuals Home Quarantined
- » Helpline Numbers of States & Union Territories for COVID-19
- » Advisory - Social Distancing
- » Advisory for Hospitals and Medical Institutions
- » Latest Testing Guidelines of Indian Council of Medical Research (ICMR)
- » Guidelines for notifying COVID-19 affected persons by Private Institutions
- » Letter from Secretary, Dept of Higher Education/School Education regarding Digital / e-Learning
- » Updated Guidelines on Clinical Management of COVID-19



ABOUT COVID-19

Coronaviruses are a group of related viruses that cause diseases in mammals and birds. In humans, coronaviruses cause respiratory tract infections that can be mild, such as some cases of the common cold (among other possible causes, predominantly rhinoviruses), and others that can be lethal, such as SARS, MERS, and COVID-19. Symptoms in other species vary: in chickens, they cause an upper respiratory tract disease, while in cows and pigs they cause diarrhea. There are yet to be vaccines or antiviral drugs to prevent or treat human coronavirus infections.

Coronaviruses constitute the subfamily Orthocoronavirinae, in the family Coronaviridae, order Nidovirales, and realm Riboviria. They are enveloped viruses with a positive-sense single-stranded RNA genome and a nucleocapsid of helical symmetry. The genome size of coronaviruses ranges from approximately 27 to 34 kilobases, the largest among known RNA viruses. The name coronavirus is derived from the Latin corona, meaning & crown or & halo, which refers to the characteristic appearance reminiscent of a crown or a solar corona around the virions (virus particles) when viewed under two-dimensional transmission electron microscopy, due to the surface covering in club-shaped protein spikes. [Read More →](#)

Corona Stats For Chandigarh

Confirmed

5995

Recovered

3734
Deaths
74
Total Sampled
36079
Positive Cases
5995
Negative Cases
29712
Rejected Samples
243
Result Awaited
129

* Statistics sourced from Department of Health, Chandigarh

Home Quarantined : 26972

* Statistics sourced from Municipal Corporation, Chandigarh

Corona Stats For India

Confirmed
4225027
Recovered
3267664
Deaths
71861

Total Volunteer/Organization Registered

Individual volunteer
223
Organization
30

COVID19 STATEWISE STATUS (*including foreign nationals, as on 2020-09-07 08:00:00)

* Statistics sourced from The Ministry of Health and Family Welfare :-

S.No.	Name of State / UT	Total Confirmed cases *	Cured/Discharged/Migrated	Death
1	Andaman and Nicobar Islands	3332	2951	50
2	Andhra Pradesh	498125	394019	4417
3	Arunachal Pradesh	5000	3472	8
4	Assam	125459	96826	360
5	Bihar	147661	130485	750
6	Chandigarh	5763	3439	71
7	Chhattisgarh	45263	21198	380
8	Dadra and Nagar Haveli and Daman and Diu	2575	2271	2
9	Delhi	191449	165973	4567
10	Goa	20829	15839	236
11	Gujarat	104179	84631	3105
12	Haryana	76549	60051	806
13	Himachal Pradesh	7415	5184	55
14	Jammu and Kashmir	43557	32327	784
15	Jharkhand	51063	36184	469
16	Karnataka	398551	292873	6393
17	Kerala	87841	64751	347
18	Ladakh	3036	2151	35
19	Lakshadweep	0	0	0
20	Madhya Pradesh	73574	55887	1572
21	Maharashtra	907212	644400	26604
22	Manipur	7022	5164	38
23	Meghalaya	3005	1556	16
24	Mizoram	1114	734	0
25	Nagaland	4178	3511	10
26	Odisha	124031	96364	546
27	Puducherry	17032	11632	314
28	Punjab	63473	45455	1862

S.No.	Name of State / UT	Total Confirmed cases *	Cured/Discharged/Migrated	Death
29	Rajasthan	90936	74861	1137
30	Sikkim	1910	1371	5
31	Tamil Nadu	463480	404186	7836
32	Telengana	142771	110241	895
33	Tripura	15508	9048	149
35	Uttar Pradesh	266283	200738	3920
36	West Bengal	180788	154008	3562
Total number of confirmed cases in India		4225027	3267664	71861

Designed & Developed by **SPICINDIA**