

Chandigarh's Fight Against COVID-19

CHDCOVID Mobile App

Know about
Quarantine cases sector wise, Hospitals,
Flu Clinics and quarantine centres in
Chandigarh on map

**Apply for COVID-19 movement pass for
emergency and essential services**

**Scan QR code
& download**



NEW [Information for Foreign Returnees](#)

NEW [List of Electricians / Plumbers / AC Mechanics for Providing Utility Services Across Various Zones in Chandigarh](#)

NEW [Distribution of 3 months of Food Grains to Poor Families](#)

NEW [Updated List of Chemist Shops for Home Delivery of Medicines](#)









NEW [Donate to COVID-19 Relief Fund of UT Chandigarh.](#)

NEW [Apply For Movement Pass](#)

NEW [Updated List of Retail Grocery Shops for Home Delivery in Chandigarh](#)

-  Government Medical College and Hospital (GMCH), Sector 32
-  Government Multi Speciality Hospital (GMSH), Sector 16
-  Post Graduate Institute of Medical Education & Research (PGIMER), Sector 12

OTHER DOCUMENTS

-  [List of Individuals Home Quarantined](#)
-  [Helpline Numbers of States & Union Territories for COVID-19](#)
-  [Advisory - Social Distancing](#)
-  [Advisory for Hospitals and Medical Institutions](#)
-  [Latest Testing Guidelines of Indian Council of Medical Research \(ICMR\)](#)
-  [Guidelines for notifying COVID-19 affected persons by Private Institutions](#)
-  [Letter from Secretary, Dept of Higher Education/School Education regarding Digital / e-Learning](#)
-  [Updated Guidelines on Clinical Management of COVID-19](#)



ABOUT COVID-19

Coronaviruses are a group of related viruses that cause diseases in mammals and birds. In humans, coronaviruses cause respiratory tract infections that can be mild, such as some cases of the common cold (among other possible causes, predominantly rhinoviruses), and others that can be lethal, such as SARS, MERS, and COVID-19. Symptoms in other species vary: in chickens, they cause an upper respiratory tract disease, while in cows and pigs they cause diarrhea. There are yet to be vaccines or antiviral drugs to prevent or treat human coronavirus infections.

Coronaviruses constitute the subfamily Orthocoronavirinae, in the family Coronaviridae, order Nidovirales, and realm Riboviria. They are enveloped viruses with a positive-sense single-stranded RNA genome and a nucleocapsid of helical symmetry. The genome size of coronaviruses ranges from approximately 27 to 34 kilobases, the largest among known RNA viruses. The name coronavirus is derived from the Latin corona, meaning & crown or & halo, which refers to the characteristic appearance reminiscent of a crown or a solar corona around the virions (virus particles) when viewed under two-dimensional transmission electron microscopy, due to the surface covering in club-shaped protein spikes.

[Read More](#) 

Confirmed
6372
Recovered
3960
Deaths
75
Total Sampled
37070
Positive Cases
6372
Negative Cases
30326
Rejected Samples
250
Result Awaited
122
* Statistics sourced from Department of Health, Chandigarh
Home Quarantined : 27365
* Statistics sourced from Municipal Corporation, Chandigarh

Corona Stats For India

Confirmed
4313963
Recovered
3352990
Deaths
73117

Total Volunteer/Organization Registered

Individual volunteer
223
Organization
30

COVID19 STATEWISE STATUS (*including foreign nationals, as on 2020-09-08 08:00:00)

* Statistics sourced from The Ministry of Health and Family Welfare :-

S.No.	Name of State / UT	Total Confirmed cases *	Cured/Discharged/Migrated	Death
1	Andaman and Nicobar Islands	3359	2997	50
2	Andhra Pradesh	506493	404074	4487
3	Arunachal Pradesh	5180	3596	8
4	Assam	128244	99076	370
5	Bihar	149027	132145	761
6	Chandigarh	5995	3734	74
7	Chhattisgarh	47280	22177	395
8	Dadra and Nagar Haveli and Daman and Diu	2590	2291	2
9	Delhi	193526	168384	4599
10	Goa	21173	16427	245
11	Gujarat	105509	85907	3120
12	Haryana	78773	61611	829
13	Himachal Pradesh	7660	5370	56
14	Jammu and Kashmir	44570	32760	801
15	Jharkhand	52620	37550	482

S.No.	Name of State / UT	Total Confirmed cases *	Cured/Discharged/Migrated	Death
16	Karnataka	404324	300770	6534
17	Kerala	89489	66997	359
18	Ladakh	3064	2211	35
19	Lakshadweep	0	0	0
20	Madhya Pradesh	75459	56909	1589
21	Maharashtra	923641	659322	27027
22	Manipur	7106	5358	38
23	Meghalaya	3034	1560	17
24	Mizoram	1114	735	0
25	Nagaland	4220	3685	10
26	Odisha	127892	99398	556
27	Puducherry	17316	12135	325
28	Punjab	65583	47020	1923
29	Rajasthan	92536	76427	1151
30	Sikkim	1939	1396	5
31	Tamil Nadu	469256	410116	7925
32	Telangana	145163	112587	906
33	Tripura	16135	9342	152
35	Uttar Pradesh	271851	205731	3976
36	West Bengal	183865	157029	3620
Total number of confirmed cases in India		4313963	3352990	73117

