


Chandigarh's Fight Against COVID-19




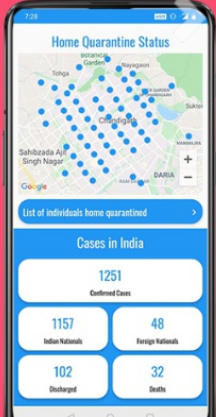

CHDCOVID Mobile App

Know about
Quarantine cases sector wise, Hospitals,
Flu Clinics and quarantine centres in
Chandigarh on map

Apply for **COVID-19** movement pass for
emergency and essential services

Scan QR code & download





Services for Providing Utility Services Across Various Zones in Chandigarh |

Poor Families |

Delivery of Medicines |  Donate to COVID-19 Relief Fund of UT Chandigarh. |

Updated List of Retail Grocery Shops for Home Delivery in Chandigarh



ISOLATION CENTERS SETUP

- » Government Medical College and Hospital (GMCH), Sector 32
- » Government Multi Speciality Hospital (GMSH), Sector 16
- » Post Graduate Institute of Medical Education & Research (PGIMER), Sector 12

OTHER DOCUMENTS

- » List of Individuals Home Quarantined
- » Helpline Numbers of States & Union Territories for COVID-19
- » Advisory - Social Distancing
- » Advisory for Hospitals and Medical Institutions
- » Latest Testing Guidelines of Indian Council of Medical Research (ICMR)
- » Guidelines for notifying COVID-19 affected persons by Private Institutions
- » Letter from Secretary, Dept of Higher Education/School Education regarding Digital / e-Learning
- » Updated Guidelines on Clinical Management of COVID-19



ABOUT COVID-19

Coronaviruses are a group of related viruses that cause diseases in mammals and birds. In humans, coronaviruses cause respiratory tract infections that can be mild, such as some cases of the common cold (among other possible causes, predominantly rhinoviruses), and others that can be lethal, such as SARS, MERS, and COVID-19. Symptoms in other species vary: in chickens, they cause an upper respiratory tract disease, while in cows and pigs they cause diarrhea. There are yet to be vaccines or antiviral drugs to prevent or treat human coronavirus infections.

Coronaviruses constitute the subfamily Orthocoronavirinae, in the family Coronaviridae, order Nidovirales, and realm Riboviria. They are enveloped viruses with a positive-sense single-stranded RNA genome and a nucleocapsid of helical symmetry. The genome size of coronaviruses ranges from approximately 27 to 34 kilobases, the largest among known RNA viruses. The name coronavirus is derived from the Latin corona, meaning & crown or & halo, which refers to the characteristic appearance reminiscent of a crown or a solar corona around the virions (virus particles) when viewed under two-dimensional transmission electron microscopy, due to the surface covering in club-shaped protein spikes. [Read More →](#)

Corona Stats For Chandigarh

Confirmed

6704

Recovered

4140
Deaths
77
Total Sampled
41440
Positive Cases
6704
Negative Cases
34475
Rejected Samples
261
Result Awaited
132

* Statistics sourced from Department of Health, Chandigarh

Home Quarantined : 27795

* Statistics sourced from Municipal Corporation, Chandigarh

Corona Stats For India

Confirmed
4398126
Recovered
3418864
Deaths
74132

Total Volunteer/Organization Registered

Individual volunteer
223
Organization
30

COVID19 STATEWISE STATUS (*including foreign nationals, as on 2020-09-09 08:00:00)

* Statistics sourced from The Ministry of Health and Family Welfare :-

S.No.	Name of State / UT	Total Confirmed cases *	Cured/Discharged/Migrated	Death
1	Andaman and Nicobar Islands	3392	3035	50
2	Andhra Pradesh	517094	415765	4560
3	Arunachal Pradesh	5402	3723	9
4	Assam	130823	101239	378
5	Bihar	150502	134391	765
6	Chandigarh	6372	3960	78
7	Chhattisgarh	50114	22792	407
8	Dadra and Nagar Haveli and Daman and Diu	2617	2321	2
9	Delhi	197135	170140	4618
10	Goa	21630	16875	256
11	Gujarat	106804	87352	3133
12	Haryana	81059	63315	854
13	Himachal Pradesh	7831	5445	60
14	Jammu and Kashmir	45925	33251	815
15	Jharkhand	55296	39362	496
16	Karnataka	412190	308573	6680
17	Kerala	92515	68863	372
18	Ladakh	3102	2211	35
19	Lakshadweep	0	0	0
20	Madhya Pradesh	77323	58509	1609
21	Maharashtra	943772	672556	27407
22	Manipur	7202	5480	39
23	Meghalaya	3076	1716	17
24	Mizoram	1123	745	0
25	Nagaland	4245	3739	10
26	Odisha	131382	102185	569
27	Puducherry	17749	12581	337
28	Punjab	67547	49327	1990

29 S.No.	Rajasthan Name of State / UT	Total Confirmed cases *	77872 Cured/Discharged/Migrated	1164 Death
30	Sikkim	1958	1413	7
31	Tamil Nadu	474940	416715	8012
32	Telengana	147642	115072	916
33	Tripura	16717	9653	161
35	Uttar Pradesh	278473	211170	4047
36	West Bengal	186956	160025	3677
Total number of confirmed cases in India		4398126	3418864	74132

Designed & Developed by **SPICINDIA**