

Chandigarh's Fight Against COVID-19

CHDCOVID Mobile App

Know about
Quarantine cases sector wise, Hospitals,
Flu Clinics and quarantine centres in
Chandigarh on map

**Apply for COVID-19 movement pass for
emergency and essential services**

**Scan QR code
& download**



NEW [Information for Foreign Returnees](#)

NEW [List of Electricians / Plumbers / AC Mechanics for Providing Utility Services Across Various Zones in Chandigarh](#)




NEW [Distribution of 3 months of Food Grains to Poor Families](#)

NEW [Updated List of Chemist Shops for Home Delivery of Medicines](#)








NEW [Donate to COVID-19 Relief Fund of UT Chandigarh.](#)

NEW [Apply For Movement Pass](#)

NEW [Updated List of Retail Grocery Shops for Home Delivery in Chandigarh](#)

-  Government Medical College and Hospital (GMCH), Sector 32
-  Government Multi Speciality Hospital (GMSH), Sector 16
-  Post Graduate Institute of Medical Education & Research (PGIMER), Sector 12

OTHER DOCUMENTS

-  [List of Individuals Home Quarantined](#)
-  [Helpline Numbers of States & Union Territories for COVID-19](#)
-  [Advisory - Social Distancing](#)
-  [Advisory for Hospitals and Medical Institutions](#)
-  [Latest Testing Guidelines of Indian Council of Medical Research \(ICMR\)](#)
-  [Guidelines for notifying COVID-19 affected persons by Private Institutions](#)
-  [Letter from Secretary, Dept of Higher Education/School Education regarding Digital / e-Learning](#)
-  [Updated Guidelines on Clinical Management of COVID-19](#)



ABOUT COVID-19

Coronaviruses are a group of related viruses that cause diseases in mammals and birds. In humans, coronaviruses cause respiratory tract infections that can be mild, such as some cases of the common cold (among other possible causes, predominantly rhinoviruses), and others that can be lethal, such as SARS, MERS, and COVID-19. Symptoms in other species vary: in chickens, they cause an upper respiratory tract disease, while in cows and pigs they cause diarrhea. There are yet to be vaccines or antiviral drugs to prevent or treat human coronavirus infections.

Coronaviruses constitute the subfamily Orthocoronavirinae, in the family Coronaviridae, order Nidovirales, and realm Riboviria. They are enveloped viruses with a positive-sense single-stranded RNA genome and a nucleocapsid of helical symmetry. The genome size of coronaviruses ranges from approximately 27 to 34 kilobases, the largest among known RNA viruses. The name coronavirus is derived from the Latin corona, meaning & crown or & halo, which refers to the characteristic appearance reminiscent of a crown or a solar corona around the virions (virus particles) when viewed under two-dimensional transmission electron microscopy, due to the surface covering in club-shaped protein spikes.

[Read More](#) 

Confirmed	
6987	
Recovered	
4331	
Deaths	
80	
Total Sampled	
43701	
Positive Cases	
6987	
Negative Cases	
36448	
Rejected Samples	
266	
Result Awaited	
154	
* Statistics sourced from Department of Health, Chandigarh	
Home Quarantined : 28320	
* Statistics sourced from Municipal Corporation, Chandigarh	

Corona Stats For India

Confirmed
4489442
Recovered
3487835
Deaths
75294

Total Volunteer/Organization Registered

Individual volunteer
224
Organization
30

COVID19 STATEWISE STATUS (*including foreign nationals, as on 2020-09-10 08:00:00)

* Statistics sourced from The Ministry of Health and Family Welfare :-

S.No.	Name of State / UT	Total Confirmed cases *	Cured/Discharged/Migrated	Death
1	Andaman and Nicobar Islands	3426	3078	51
2	Andhra Pradesh	527512	425607	4634
3	Arunachal Pradesh	5545	3906	9
4	Assam	133066	103504	396
5	Bihar	152192	135791	775
6	Chandigarh	6704	4140	80
7	Chhattisgarh	52932	24414	477
8	Dadra and Nagar Haveli and Daman and Diu	2643	2346	2
9	Delhi	201174	172763	4638
10	Goa	22251	17156	262
11	Gujarat	108133	88688	3149
12	Haryana	83353	65143	882
13	Himachal Pradesh	8147	5597	63
14	Jammu and Kashmir	47542	33871	832
15	Jharkhand	56897	40659	512

S.No.	Name of State / UT	Total Confirmed cases *	Cured/Discharged/Migrated	Death
16	Karnataka	421730	315433	6808
17	Kerala	95917	70917	384
18	Ladakh	3142	2329	35
19	Lakshadweep	0	0	0
20	Madhya Pradesh	79192	59850	1640
21	Maharashtra	967349	686462	27787
22	Manipur	7362	5548	40
23	Meghalaya	3197	1823	19
24	Mizoram	1192	750	0
25	Nagaland	4375	3787	10
26	Odisha	135130	105295	580
27	Puducherry	18084	12967	347
28	Punjab	69684	50558	2061
29	Rajasthan	95736	79450	1178
30	Sikkim	1989	1429	7
31	Tamil Nadu	480524	423231	8090
32	Telangana	150176	117143	927
33	Tripura	17252	9993	173
35	Uttar Pradesh	285041	216901	4112
36	West Bengal	190063	162992	3730
Total number of confirmed cases in India		4489442	3487835	75294

