


Chandigarh's Fight Against COVID-19




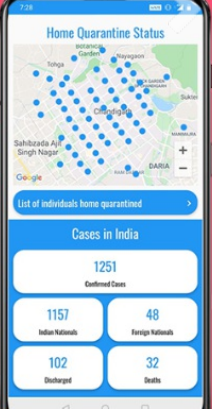

CHDCOVID Mobile App

Know about
Quarantine cases sector wise, Hospitals,
Flu Clinics and quarantine centres in
Chandigarh on map

Apply for **COVID-19** movement pass for
emergency and essential services

Scan QR code & download





Foreign Returnees

Electricians / Plumbers / AC Mechanics for Providing Utility Services Across Various Zones in Chandigarh

3 months of Food Grains to Poor Families

Medicine Chemist Shops for Home Delivery of Medicines **NEW** Donate to COVID-19 Relief Fund of UT Chandigarh.

Movement Pass **NEW** Updated List of Retail Grocery Shops for Home Delivery in Chandigarh

ISOLATION CENTERS SETUP

- » Government Medical College and Hospital (GMCH), Sector 32
- » Government Multi Speciality Hospital (GMSH), Sector 16
- » Post Graduate Institute of Medical Education & Research (PGIMER), Sector 12

OTHER DOCUMENTS

- » List of Individuals Home Quarantined
- » Helpline Numbers of States & Union Territories for COVID-19
- » Advisory - Social Distancing
- » Advisory for Hospitals and Medical Institutions
- » Latest Testing Guidelines of Indian Council of Medical Research (ICMR)
- » Guidelines for notifying COVID-19 affected persons by Private Institutions
- » Letter from Secretary, Dept of Higher Education/School Education regarding Digital / e-Learning
- » Updated Guidelines on Clinical Management of COVID-19



ABOUT COVID-19

Coronaviruses are a group of related viruses that cause diseases in mammals and birds. In humans, coronaviruses cause respiratory tract infections that can be mild, such as some cases of the common cold (among other possible causes, predominantly rhinoviruses), and others that can be lethal, such as SARS, MERS, and COVID-19. Symptoms in other species vary: in chickens, they cause an upper respiratory tract disease, while in cows and pigs they cause diarrhea. There are yet to be vaccines or antiviral drugs to prevent or treat human coronavirus infections.

Coronaviruses constitute the subfamily Orthocoronavirinae, in the family Coronaviridae, order Nidovirales, and realm Riboviria. They are enveloped viruses with a positive-sense single-stranded RNA genome and a nucleocapsid of helical symmetry. The genome size of coronaviruses ranges from approximately 27 to 34 kilobases, the largest among known RNA viruses. The name coronavirus is derived from the Latin corona, meaning & crown or & halo, which refers to the characteristic appearance reminiscent of a crown or a solar corona around the virions (virus particles) when viewed under two-dimensional transmission electron microscopy, due to the surface covering in club-shaped protein spikes. [Read More →](#)

Corona Stats For Chandigarh

Confirmed

7292

Recovered

4600
Deaths
83
Total Sampled
45336
Positive Cases
7292
Negative Cases
37772
Rejected Samples
272
Result Awaited
137

* Statistics sourced from Department of Health, Chandigarh

Home Quarantined : 28833

* Statistics sourced from Municipal Corporation, Chandigarh

Corona Stats For India

Confirmed
4651445
Recovered
3614621
Deaths
77423

Total Volunteer/Organization Registered

Individual volunteer
224
Organization
30

COVID19 STATEWISE STATUS (*including foreign nationals, as on 2020-09-11 08:00:00)

* Statistics sourced from The Ministry of Health and Family Welfare :-

S.No.	Name of State / UT	Total Confirmed cases *	Cured/Discharged/Migrated	Death
1	Andaman and Nicobar Islands	3465	3121	51
2	Andhra Pradesh	537687	435647	4702
3	Arunachal Pradesh	5672	4005	9
4	Assam	135805	105701	414
5	Bihar	153568	137544	785
6	Chandigarh	6987	4331	83
7	Chhattisgarh	55680	25855	493
8	Dadra and Nagar Haveli and Daman and Diu	2671	2375	2
9	Delhi	205482	175400	4666
10	Goa	22890	17592	268
11	Gujarat	109465	90103	3164
12	Haryana	85944	66705	907
13	Himachal Pradesh	8466	5677	66
14	Jammu and Kashmir	49134	34215	845
15	Jharkhand	58079	42115	517
16	Karnataka	430947	322454	6937
17	Kerala	99266	72578	396
18	Ladakh	3177	2366	36
19	Lakshadweep	0	0	0
20	Madhya Pradesh	81379	61285	1661
21	Maharashtra	990795	700715	28282
22	Manipur	7470	5793	44
23	Meghalaya	3296	1842	20
24	Mizoram	1333	750	0
25	Nagaland	4636	3792	10
26	Odisha	139121	108001	591
27	Puducherry	18536	13389	353
28	Punjab	72143	51906	2149

S.No.	Name of State / UT	Total Confirmed cases *	Cured/Discharged/Migrated	Death
29	Rajasthan	27376	80482	1192
30	Sikkim	2009	1470	7
31	Tamil Nadu	486052	429416	8154
32	Telengana	152602	119467	940
33	Tripura	17811	10255	173
35	Uttar Pradesh	292029	221506	4206
36	West Bengal	193175	166027	3771
Total number of confirmed cases in India		4651445	3614621	77423

Designed & Developed by **SPICINDIA**