

Chandigarh's Fight Against COVID-19

CHDCOVID Mobile App

Know about
Quarantine cases sector wise, Hospitals,
Flu Clinics and quarantine centres in
Chandigarh on map

**Apply for COVID-19 movement pass for
emergency and essential services**

**Scan QR code
& download**



NEW [Information for Foreign Returnees](#)

NEW [List of Electricians / Plumbers / AC Mechanics for Providing Utility Services Across Various Zones in Chandigarh](#)




NEW [Distribution of 3 months of Food Grains to Poor Families](#)

NEW [Updated List of Chemist Shops for Home Delivery of Medicines](#)








NEW [Donate to COVID-19 Relief Fund of UT Chandigarh.](#)

NEW [Apply For Movement Pass](#)

NEW [Updated List of Retail Grocery Shops for Home Delivery in Chandigarh](#)

-  Government Medical College and Hospital (GMCH), Sector 32
-  Government Multi Speciality Hospital (GMSH), Sector 16
-  Post Graduate Institute of Medical Education & Research (PGIMER), Sector 12

OTHER DOCUMENTS

-  [List of Individuals Home Quarantined](#)
-  [Helpline Numbers of States & Union Territories for COVID-19](#)
-  [Advisory - Social Distancing](#)
-  [Advisory for Hospitals and Medical Institutions](#)
-  [Latest Testing Guidelines of Indian Council of Medical Research \(ICMR\)](#)
-  [Guidelines for notifying COVID-19 affected persons by Private Institutions](#)
-  [Letter from Secretary, Dept of Higher Education/School Education regarding Digital / e-Learning](#)
-  [Updated Guidelines on Clinical Management of COVID-19](#)



ABOUT COVID-19

Coronaviruses are a group of related viruses that cause diseases in mammals and birds. In humans, coronaviruses cause respiratory tract infections that can be mild, such as some cases of the common cold (among other possible causes, predominantly rhinoviruses), and others that can be lethal, such as SARS, MERS, and COVID-19. Symptoms in other species vary: in chickens, they cause an upper respiratory tract disease, while in cows and pigs they cause diarrhea. There are yet to be vaccines or antiviral drugs to prevent or treat human coronavirus infections.

Coronaviruses constitute the subfamily Orthocoronavirinae, in the family Coronaviridae, order Nidovirales, and realm Riboviria. They are enveloped viruses with a positive-sense single-stranded RNA genome and a nucleocapsid of helical symmetry. The genome size of coronaviruses ranges from approximately 27 to 34 kilobases, the largest among known RNA viruses. The name coronavirus is derived from the Latin corona, meaning & crown or & halo, which refers to the characteristic appearance reminiscent of a crown or a solar corona around the virions (virus particles) when viewed under two-dimensional transmission electron microscopy, due to the surface covering in club-shaped protein spikes.

[Read More](#) 

Corona Stats For Chandigarh	
Confirmed	7542
Recovered	4864
Deaths	89
Total Sampled	47306
Positive Cases	7542
Negative Cases	39483
Rejected Samples	281
Result Awaited	169
* Statistics sourced from Department of Health, Chandigarh	
Home Quarantined : 29277	
* Statistics sourced from Municipal Corporation, Chandigarh	

Corona Stats For India

Confirmed
4706000
Recovered
3664604
Deaths
77918

Total Volunteer/Organization Registered

Individual volunteer
224
Organization
30

COVID19 STATEWISE STATUS (*including foreign nationals, as on 2020-09-12 08:00:00)

* Statistics sourced from The Ministry of Health and Family Welfare :-

S.No.	Name of State / UT	Total Confirmed cases *	Cured/Discharged/Migrated	Death
1	Andaman and Nicobar Islands	3494	3157	51
2	Andhra Pradesh	547686	446716	4779
3	Arunachal Pradesh	5825	4126	10
4	Assam	138339	108329	430
5	Bihar	155445	139458	797
6	Chandigarh	7292	4600	86
7	Chhattisgarh	58643	27123	519
8	Dadra and Nagar Haveli and Daman and Diu	2695	2413	2
9	Delhi	209748	178154	4687
10	Goa	23445	18065	276
11	Gujarat	110809	91343	3180
12	Haryana	88332	68525	932
13	Himachal Pradesh	8784	5839	71
14	Jammu and Kashmir	50712	34689	854
15	Jharkhand	59040	43328	532

S.No.	Name of State / UT	Total Confirmed cases *	Cured/Discharged/Migrated	Death
16	Karnataka	440411	334999	7067
17	Kerala	102254	73900	410
18	Ladakh	3228	2387	38
19	Lakshadweep	0	0	0
20	Madhya Pradesh	83619	62936	1691
21	Maharashtra	1015681	715023	28724
22	Manipur	7579	6002	44
23	Meghalaya	3447	1889	24
24	Mizoram	1379	790	0
25	Nagaland	4946	3802	10
26	Odisha	143117	112062	605
27	Puducherry	19026	13783	365
28	Punjab	74616	53308	2212
29	Rajasthan	99036	81970	1207
30	Sikkim	2026	1486	8
31	Tamil Nadu	491571	435422	8231
32	Telangana	154880	121925	950
33	Tripura	18281	10734	182
35	Uttar Pradesh	299045	227442	4282
36	West Bengal	196332	169043	3828
Total number of confirmed cases in India		4706000	3664604	77918

