


## Chandigarh's Fight Against COVID-19






### CHDCOVID Mobile App

Know about  
Quarantine cases sector wise, Hospitals,  
Flu Clinics and quarantine centres in  
Chandigarh on map

Apply for **COVID-19** movement pass for  
emergency and essential services

### Scan QR code & download





Information for Foreign Returnees

List of Electricians / Plumbers / AC Mechanics for Providing Utility Services Across Various Zones in Chandigarh

Distribution of 3 months of Food Grains to Poor Families

Updated List of Chemist Shops for Home Delivery of Medicines



Donate to COVID-19 Relief Fund of UT Chandigarh.

Apply For Movement Pass



Updated List of Retail Grocery Shops for Home Delivery in Chandigarh

### ISOLATION CENTERS SETUP

- » Government Medical College and Hospital (GMCH), Sector 32
- » Government Multi Speciality Hospital (GMSH), Sector 16
- » Post Graduate Institute of Medical Education & Research (PGIMER), Sector 12

### OTHER DOCUMENTS

- » List of Individuals Home Quarantined
- » Helpline Numbers of States & Union Territories for COVID-19
- » Advisory - Social Distancing
- » Advisory for Hospitals and Medical Institutions
- » Latest Testing Guidelines of Indian Council of Medical Research (ICMR)
- » Guidelines for notifying COVID-19 affected persons by Private Institutions
- » Letter from Secretary, Dept of Higher Education/School Education regarding Digital / e-Learning
- » Updated Guidelines on Clinical Management of COVID-19



## ABOUT COVID-19

Coronaviruses are a group of related viruses that cause diseases in mammals and birds. In humans, coronaviruses cause respiratory tract infections that can be mild, such as some cases of the common cold (among other possible causes, predominantly rhinoviruses), and others that can be lethal, such as SARS, MERS, and COVID-19. Symptoms in other species vary: in chickens, they cause an upper respiratory tract disease, while in cows and pigs they cause diarrhea. There are yet to be vaccines or antiviral drugs to prevent or treat human coronavirus infections.

Coronaviruses constitute the subfamily Orthocoronavirinae, in the family Coronaviridae, order Nidovirales, and realm Riboviria. They are enveloped viruses with a positive-sense single-stranded RNA genome and a nucleocapsid of helical symmetry. The genome size of coronaviruses ranges from approximately 27 to 34 kilobases, the largest among known RNA viruses. The name coronavirus is derived from the Latin corona, meaning & crown or & halo, which refers to the characteristic appearance reminiscent of a crown or a solar corona around the virions (virus particles) when viewed under two-dimensional transmission electron microscopy, due to the surface covering in club-shaped protein spikes. [Read More →](#)

## Corona Stats For Chandigarh

Confirmed

7991

Recovered

5170
Deaths
90
Total Sampled
49451
Positive Cases
7991
Negative Cases
41168
Rejected Samples
292
Result Awaited
176

\* Statistics sourced from Department of Health, Chandigarh

Home Quarantined : 29728
--------------------------

\* Statistics sourced from Municipal Corporation, Chandigarh

## Corona Stats For India

Confirmed
4788484
Recovered
3730894
Deaths
78930

## Total Volunteer/Organization Registered

Individual volunteer
224
Organization
30

COVID19 STATEWISE STATUS (\*including foreign nationals, as on 2020-09-13 08:00:00)

\* Statistics sourced from The Ministry of Health and Family Welfare :-

S.No.	Name of State / UT	Total Confirmed cases *	Cured/Discharged/Migrated	Death
1	Andaman and Nicobar Islands	3521	3202	51
2	Andhra Pradesh	557587	457008	4846
3	Arunachal Pradesh	5975	4253	10
4	Assam	140471	110885	453
5	Bihar	156703	141499	808
6	Chandigarh	7542	4864	92
7	Chhattisgarh	61763	27978	539
8	Dadra and Nagar Haveli and Daman and Diu	2725	2444	2
9	Delhi	214069	181295	4715
10	Goa	24185	18576	286
11	Gujarat	112174	92678	3195
12	Haryana	91115	70713	956
13	Himachal Pradesh	9229	5962	73
14	Jammu and Kashmir	52410	35285	864
15	Jharkhand	60460	45074	542
16	Karnataka	449551	344556	7161
17	Kerala	105139	75844	425
18	Ladakh	3294	2414	39
19	Lakshadweep	0	0	0
20	Madhya Pradesh	85966	64398	1728
21	Maharashtra	1037765	728512	29115
22	Manipur	7731	6102	45
23	Meghalaya	3615	2020	25
24	Mizoram	1414	823	0
25	Nagaland	5064	3839	10
26	Odisha	146894	115279	616
27	Puducherry	19445	14228	370
28	Punjab	77057	55385	2288

29 S.No.	Rajasthan Name of State / UT	Total Confirmed cases *	82902 Cured/Discharged/Migrated	1221 Death
30	Sikkim	2055	1503	11
31	Tamil Nadu	497066	441649	8307
32	Telengana	157096	124528	961
33	Tripura	18910	11132	194
35	Uttar Pradesh	305831	233527	4349
36	West Bengal	199493	172085	3887
Total number of confirmed cases in India		4788484	3730894	78930

Designed & Developed by **SPICINDIA**