

# Chandigarh's Fight Against COVID-19

## CHDCOVID Mobile App

**Know about**  
Quarantine cases sector wise, Hospitals,  
Flu Clinics and quarantine centres in  
Chandigarh on map

**Apply for COVID-19 movement pass for  
emergency and essential services**

**Scan QR code  
& download**



**NEW** [Information for Foreign Returnees](#)

**NEW** [List of Electricians / Plumbers / AC Mechanics for Providing Utility Services Across Various Zones in Chandigarh](#)




**NEW** [Distribution of 3 months of Food Grains to Poor Families](#)

**NEW** [Updated List of Chemist Shops for Home Delivery of Medicines](#)








**NEW** [Donate to COVID-19 Relief Fund of UT Chandigarh.](#)

**NEW** [Apply For Movement Pass](#)

**NEW** [Updated List of Retail Grocery Shops for Home Delivery in Chandigarh](#)

-  Government Medical College and Hospital (GMCH), Sector 32
-  Government Multi Speciality Hospital (GMSH), Sector 16
-  Post Graduate Institute of Medical Education & Research (PGIMER), Sector 12

## OTHER DOCUMENTS

-  [List of Individuals Home Quarantined](#)
-  [Helpline Numbers of States & Union Territories for COVID-19](#)
-  [Advisory - Social Distancing](#)
-  [Advisory for Hospitals and Medical Institutions](#)
-  [Latest Testing Guidelines of Indian Council of Medical Research \(ICMR\)](#)
-  [Guidelines for notifying COVID-19 affected persons by Private Institutions](#)
-  [Letter from Secretary, Dept of Higher Education/School Education regarding Digital / e-Learning](#)
-  [Updated Guidelines on Clinical Management of COVID-19](#)



## ABOUT COVID-19

Coronaviruses are a group of related viruses that cause diseases in mammals and birds. In humans, coronaviruses cause respiratory tract infections that can be mild, such as some cases of the common cold (among other possible causes, predominantly rhinoviruses), and others that can be lethal, such as SARS, MERS, and COVID-19. Symptoms in other species vary: in chickens, they cause an upper respiratory tract disease, while in cows and pigs they cause diarrhea. There are yet to be vaccines or antiviral drugs to prevent or treat human coronavirus infections.

Coronaviruses constitute the subfamily Orthocoronavirinae, in the family Coronaviridae, order Nidovirales, and realm Riboviria. They are enveloped viruses with a positive-sense single-stranded RNA genome and a nucleocapsid of helical symmetry. The genome size of coronaviruses ranges from approximately 27 to 34 kilobases, the largest among known RNA viruses. The name coronavirus is derived from the Latin corona, meaning & crown or & halo, which refers to the characteristic appearance reminiscent of a crown or a solar corona around the virions (virus particles) when viewed under two-dimensional transmission electron microscopy, due to the surface covering in club-shaped protein spikes.

[Read More](#) 

Confirmed
8245
Recovered
5300
Deaths
95
Total Sampled
51718
Positive Cases
8245
Negative Cases
43171
Rejected Samples
302
Result Awaited
143
* Statistics sourced from Department of Health, Chandigarh
Home Quarantined : 30183
* Statistics sourced from Municipal Corporation, Chandigarh

# Corona Stats For India

Confirmed
4875502
Recovered
3807439
Deaths
80011

## Total Volunteer/Organization Registered

Individual volunteer
224
Organization
30

### COVID19 STATEWISE STATUS (\*including foreign nationals, as on 2020-09-14 08:00:00)

\* Statistics sourced from The Ministry of Health and Family Welfare :-

S.No.	Name of State / UT	Total Confirmed cases *	Cured/Discharged/Migrated	Death
1	Andaman and Nicobar Islands	3546	3243	51
2	Andhra Pradesh	567123	467139	4912
3	Arunachal Pradesh	6121	4379	10
4	Assam	141763	113133	469
5	Bihar	158285	143350	822
6	Chandigarh	7991	5170	93
7	Chhattisgarh	63991	31931	555
8	Dadra and Nagar Haveli and Daman and Diu	2745	2488	2
9	Delhi	218304	184748	4744
10	Goa	24592	19129	290
11	Gujarat	113500	93883	3210
12	Haryana	93641	72587	975
13	Himachal Pradesh	9555	6114	77
14	Jammu and Kashmir	54096	35737	878
15	Jharkhand	61474	46583	555

S.No.	Name of State / UT	Total Confirmed cases *	Cured/Discharged/Migrated	Death
16	Karnataka	459445	352958	7265
17	Kerala	108278	77699	439
18	Ladakh	3345	2436	40
19	Lakshadweep	0	0	0
20	Madhya Pradesh	88247	65998	1762
21	Maharashtra	1060308	740061	29531
22	Manipur	7875	6191	46
23	Meghalaya	3724	2075	26
24	Mizoram	1428	830	0
25	Nagaland	5083	3901	10
26	Odisha	150807	118642	626
27	Puducherry	19833	14570	385
28	Punjab	79679	57536	2356
29	Rajasthan	102408	84518	1236
30	Sikkim	2086	1505	14
31	Tamil Nadu	502759	447366	8381
32	Telangana	158513	127007	974
33	Tripura	19165	11536	200
35	Uttar Pradesh	312036	239485	4429
36	West Bengal	202708	175139	3945
Total number of confirmed cases in India		4875502	3807439	80011

