


Chandigarh's Fight Against COVID-19






CHDCOVID Mobile App

Know about
Quarantine cases sector wise, Hospitals,
Flu Clinics and quarantine centres in
Chandigarh on map

Apply for **COVID-19** movement pass for
emergency and essential services

Scan QR code & download





rnees

rs / AC Mechanics for Providing Utility Services Across Various Zones in Chandigarh

Food Grains to Poor Families

ops for Home Delivery of Medicines | **NEW** Donate to COVID-19 Relief Fund of UT Chandigarh.

NEW Updated List of Retail Grocery Shops for Home Delivery in Chandigarh

ISOLATION CENTERS SETUP

- » Government Medical College and Hospital (GMCH), Sector 32
- » Government Multi Speciality Hospital (GMSH), Sector 16
- » Post Graduate Institute of Medical Education & Research (PGIMER), Sector 12

OTHER DOCUMENTS

- » List of Individuals Home Quarantined
- » Helpline Numbers of States & Union Territories for COVID-19
- » Advisory - Social Distancing
- » Advisory for Hospitals and Medical Institutions
- » Latest Testing Guidelines of Indian Council of Medical Research (ICMR)
- » Guidelines for notifying COVID-19 affected persons by Private Institutions
- » Letter from Secretary, Dept of Higher Education/School Education regarding Digital / e-Learning
- » Updated Guidelines on Clinical Management of COVID-19



ABOUT COVID-19

Coronaviruses are a group of related viruses that cause diseases in mammals and birds. In humans, coronaviruses cause respiratory tract infections that can be mild, such as some cases of the common cold (among other possible causes, predominantly rhinoviruses), and others that can be lethal, such as SARS, MERS, and COVID-19. Symptoms in other species vary: in chickens, they cause an upper respiratory tract disease, while in cows and pigs they cause diarrhea. There are yet to be vaccines or antiviral drugs to prevent or treat human coronavirus infections.

Coronaviruses constitute the subfamily Orthocoronavirinae, in the family Coronaviridae, order Nidovirales, and realm Riboviria. They are enveloped viruses with a positive-sense single-stranded RNA genome and a nucleocapsid of helical symmetry. The genome size of coronaviruses ranges from approximately 27 to 34 kilobases, the largest among known RNA viruses. The name coronavirus is derived from the Latin corona, meaning & crown or & halo, which refers to the characteristic appearance reminiscent of a crown or a solar corona around the virions (virus particles) when viewed under two-dimensional transmission electron microscopy, due to the surface covering in club-shaped protein spikes. [Read More →](#)

Corona Stats For Chandigarh

Confirmed

8958

Recovered

5683
Deaths
101
Total Sampled
56490
Positive Cases
8958
Negative Cases
47205
Rejected Samples
327
Result Awaited
181

* Statistics sourced from Department of Health, Chandigarh

Home Quarantined : 31176

* Statistics sourced from Municipal Corporation, Chandigarh

Corona Stats For India

Confirmed
5045511
Recovered
3963228
Deaths
82300

Total Volunteer/Organization Registered

Individual volunteer
225
Organization
30

COVID19 STATEWISE STATUS (*including foreign nationals, as on 2020-09-16 08:00:00)

* Statistics sourced from The Ministry of Health and Family Welfare :-

S.No.	Name of State / UT	Total Confirmed cases *	Cured/Discharged/Migrated	Death
1	Andaman and Nicobar Islands	3574	3318	52
2	Andhra Pradesh	583925	486531	5041
3	Arunachal Pradesh	6466	4658	13
4	Assam	146575	116903	492
5	Bihar	160871	146980	836
6	Chandigarh	8592	5502	99
7	Chhattisgarh	70777	34279	589
8	Dadra and Nagar Haveli and Daman and Diu	2783	2552	2
9	Delhi	225796	191203	4806
10	Goa	25511	20094	315
11	Gujarat	116183	96582	3244
12	Haryana	98622	77166	1026
13	Himachal Pradesh	10335	6444	90
14	Jammu and Kashmir	56654	37062	914
15	Jharkhand	64439	49750	571
16	Karnataka	475265	369229	7481
17	Kerala	114033	82341	466
18	Ladakh	3499	2517	44
19	Lakshadweep	0	0	0
20	Madhya Pradesh	93053	69613	1820
21	Maharashtra	1097856	775273	30409
22	Manipur	8210	6418	47
23	Meghalaya	4036	2190	28
24	Mizoram	1480	922	0
25	Nagaland	5229	3945	15
26	Odisha	158650	125738	645
27	Puducherry	20601	15522	405
28	Punjab	84482	60814	2514

29 S.No.	Rajasthan Name of State / UT	Total Confirmed cases*	87873 Cured/Discharged/Migrated	1264 Death
30	Sikkim	2173	1690	19
31	Tamil Nadu	514208	458900	8502
32	Telengana	162844	131447	996
33	Tripura	20150	12435	217
35	Uttar Pradesh	324036	252097	4604
36	West Bengal	209146	181142	4062
Total number of confirmed cases in India		5045511	3963228	82300

Designed & Developed by **SPICINDIA**