


Chandigarh's Fight Against COVID-19




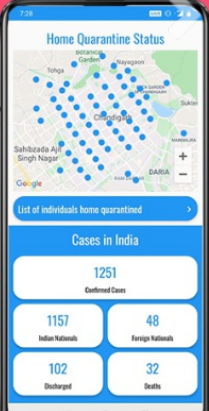

CHDCOVID Mobile App

Know about
Quarantine cases sector wise, Hospitals,
Flu Clinics and quarantine centres in
Chandigarh on map

Apply for **COVID-19** movement pass for
emergency and essential services

Scan QR code & download





Returnees

Members / AC Mechanics for Providing Utility Services Across Various Zones in Chandigarh

of Food Grains to Poor Families

Shops for Home Delivery of Medicines



Donate to COVID-19 Relief Fund of UT Chandigarh.

ss



Updated List of Retail Grocery Shops for Home Delivery in Chandigarh

ISOLATION CENTERS SETUP

- » Government Medical College and Hospital (GMCH), Sector 32
- » Government Multi Speciality Hospital (GMSH), Sector 16
- » Post Graduate Institute of Medical Education & Research (PGIMER), Sector 12

OTHER DOCUMENTS

- » List of Individuals Home Quarantined
- » Helpline Numbers of States & Union Territories for COVID-19
- » Advisory - Social Distancing
- » Advisory for Hospitals and Medical Institutions
- » Latest Testing Guidelines of Indian Council of Medical Research (ICMR)
- » Guidelines for notifying COVID-19 affected persons by Private Institutions
- » Letter from Secretary, Dept of Higher Education/School Education regarding Digital / e-Learning
- » Updated Guidelines on Clinical Management of COVID-19



ABOUT COVID-19

Coronaviruses are a group of related viruses that cause diseases in mammals and birds. In humans, coronaviruses cause respiratory tract infections that can be mild, such as some cases of the common cold (among other possible causes, predominantly rhinoviruses), and others that can be lethal, such as SARS, MERS, and COVID-19. Symptoms in other species vary: in chickens, they cause an upper respiratory tract disease, while in cows and pigs they cause diarrhea. There are yet to be vaccines or antiviral drugs to prevent or treat human coronavirus infections.

Coronaviruses constitute the subfamily Orthocoronavirinae, in the family Coronaviridae, order Nidovirales, and realm Riboviria. They are enveloped viruses with a positive-sense single-stranded RNA genome and a nucleocapsid of helical symmetry. The genome size of coronaviruses ranges from approximately 27 to 34 kilobases, the largest among known RNA viruses. The name coronavirus is derived from the Latin corona, meaning & crown or & halo, which refers to the characteristic appearance reminiscent of a crown or a solar corona around the virions (virus particles) when viewed under two-dimensional transmission electron microscopy, due to the surface covering in club-shaped protein spikes. [Read More →](#)

Corona Stats For Chandigarh

Confirmed

9506

Recovered

6415
Deaths
110
Total Sampled
58937
Positive Cases
9506
Negative Cases
49088
Rejected Samples
343
Result Awaited
167

* Statistics sourced from Department of Health, Chandigarh

Home Quarantined : 32651

* Statistics sourced from Municipal Corporation, Chandigarh

Corona Stats For India

Confirmed
5242050
Recovered
4139210
Deaths
84689

Total Volunteer/Organization Registered

Individual volunteer
225
Organization
30

COVID19 STATEWISE STATUS (*including foreign nationals, as on 2020-09-18 08:00:00)

* Statistics sourced from The Ministry of Health and Family Welfare :-

S.No.	Name of State / UT	Total Confirmed cases *	Cured/Discharged/Migrated	Death
1	Andaman and Nicobar Islands	3604	3378	52
2	Andhra Pradesh	601462	508088	5177
3	Arunachal Pradesh	6851	4967	13
4	Assam	150349	121613	528
5	Bihar	164051	150040	855
6	Chandigarh	9256	6062	109
7	Chhattisgarh	77775	41111	628
8	Dadra and Nagar Haveli and Daman and Diu	2831	2608	2
9	Delhi	234701	198103	4877
10	Goa	26783	20844	327
11	Gujarat	118926	99681	3270
12	Haryana	103773	81690	1069
13	Himachal Pradesh	11190	6946	98
14	Jammu and Kashmir	59711	38521	951
15	Jharkhand	67100	52807	590
16	Karnataka	494356	383077	7629
17	Kerala	122214	87345	489
18	Ladakh	3576	2558	46
19	Lakshadweep	0	0	0
20	Madhya Pradesh	97906	74398	1877
21	Maharashtra	1145840	812354	31351
22	Manipur	8430	6538	51
23	Meghalaya	4356	2342	31
24	Mizoram	1534	949	0
25	Nagaland	5306	4098	15
26	Odisha	167161	133466	669
27	Puducherry	21428	16253	431
28	Punjab	90032	65818	2646

29 S.No.	Rajasthan Name of State / UT	Total Confirmed cases *	90685 Cured/Discharged/Migrated	1293 Death
30	Sikkim	2274	1789	22
31	Tamil Nadu	525420	470192	8618
32	Telengana	167046	135357	1016
33	Tripura	20949	13559	228
35	Uttar Pradesh	336294	263288	4771
36	West Bengal	215580	187061	4183
Total number of confirmed cases in India		5242050	4139210	84689

Designed & Developed by **SPICINDIA**