

# Chandigarh's Fight Against COVID-19

## CHDCOVID Mobile App

**Know about**  
Quarantine cases sector wise, Hospitals,  
Flu Clinics and quarantine centres in  
Chandigarh on map

**Apply for COVID-19 movement pass for  
emergency and essential services**

**Scan QR code  
& download**



**NEW** [Information for Foreign Returnees](#)

**NEW** [List of Electricians / Plumbers / AC Mechanics for Providing Utility Services Across Various Zones in Chandigarh](#)

**NEW** [Distribution of 3 months of Food Grains to Poor Families](#)

**NEW** [Updated List of Chemist Shops for Home Delivery of Medicines](#)









**NEW** [Donate to COVID-19 Relief Fund of UT Chandigarh.](#)

**NEW** [Apply For Movement Pass](#)

**NEW** [Updated List of Retail Grocery Shops for Home Delivery in Chandigarh](#)

-  Government Medical College and Hospital (GMCH), Sector 32
-  Government Multi Speciality Hospital (GMSH), Sector 16
-  Post Graduate Institute of Medical Education & Research (PGIMER), Sector 12

## OTHER DOCUMENTS

-  [List of Individuals Home Quarantined](#)
-  [Helpline Numbers of States & Union Territories for COVID-19](#)
-  [Advisory - Social Distancing](#)
-  [Advisory for Hospitals and Medical Institutions](#)
-  [Latest Testing Guidelines of Indian Council of Medical Research \(ICMR\)](#)
-  [Guidelines for notifying COVID-19 affected persons by Private Institutions](#)
-  [Letter from Secretary, Dept of Higher Education/School Education regarding Digital / e-Learning](#)
-  [Updated Guidelines on Clinical Management of COVID-19](#)



## ABOUT COVID-19

Coronaviruses are a group of related viruses that cause diseases in mammals and birds. In humans, coronaviruses cause respiratory tract infections that can be mild, such as some cases of the common cold (among other possible causes, predominantly rhinoviruses), and others that can be lethal, such as SARS, MERS, and COVID-19. Symptoms in other species vary: in chickens, they cause an upper respiratory tract disease, while in cows and pigs they cause diarrhea. There are yet to be vaccines or antiviral drugs to prevent or treat human coronavirus infections.

Coronaviruses constitute the subfamily Orthocoronavirinae, in the family Coronaviridae, order Nidovirales, and realm Riboviria. They are enveloped viruses with a positive-sense single-stranded RNA genome and a nucleocapsid of helical symmetry. The genome size of coronaviruses ranges from approximately 27 to 34 kilobases, the largest among known RNA viruses. The name coronavirus is derived from the Latin corona, meaning & crown or & halo, which refers to the characteristic appearance reminiscent of a crown or a solar corona around the virions (virus particles) when viewed under two-dimensional transmission electron microscopy, due to the surface covering in club-shaped protein spikes.

[Read More](#) 

Confirmed
9506
Recovered
6415
Deaths
110
Total Sampled
58937
Positive Cases
9506
Negative Cases
49088
Rejected Samples
343
Result Awaited
167
* Statistics sourced from Department of Health, Chandigarh
Home Quarantined : 33076
* Statistics sourced from Municipal Corporation, Chandigarh

# Corona Stats For India

Confirmed
5312537
Recovered
4208074
Deaths
85650

## Total Volunteer/Organization Registered

Individual volunteer
225
Organization
30

### COVID19 STATEWISE STATUS (\*including foreign nationals, as on 2020-09-19 08:00:00)

\* Statistics sourced from The Ministry of Health and Family Welfare :-

S.No.	Name of State / UT	Total Confirmed cases *	Cured/Discharged/Migrated	Death
1	Andaman and Nicobar Islands	3631	3414	52
2	Andhra Pradesh	609558	519891	5244
3	Arunachal Pradesh	7005	5106	13
4	Assam	152858	123687	540
5	Bihar	165218	151750	859
6	Chandigarh	9506	6415	113
7	Chhattisgarh	81617	44392	645
8	Dadra and Nagar Haveli and Daman and Diu	2859	2639	2
9	Delhi	238828	201671	4907
10	Goa	27379	21314	335
11	Gujarat	120336	100974	3286
12	Haryana	106261	83878	1092
13	Himachal Pradesh	11622	7081	111
14	Jammu and Kashmir	61041	39305	966
15	Jharkhand	68578	54052	602

S.No.	Name of State / UT	Total Confirmed cases *	Cured/Discharged/Migrated	Death
16	Karnataka	502982	394026	7808
17	Kerala	126381	90085	501
18	Ladakh	3635	2600	48
19	Lakshadweep	0	0	0
20	Madhya Pradesh	100458	76952	1901
21	Maharashtra	1167496	834432	31791
22	Manipur	8607	6629	52
23	Meghalaya	4445	2437	32
24	Mizoram	1548	973	0
25	Nagaland	5357	4129	15
26	Odisha	171341	137567	682
27	Puducherry	21913	16715	462
28	Punjab	92833	68463	2708
29	Rajasthan	111290	92265	1308
30	Sikkim	2303	1857	24
31	Tamil Nadu	530908	475717	8685
32	Telangana	169169	137508	1025
33	Tripura	21484	14142	235
35	Uttar Pradesh	342788	270094	4869
36	West Bengal	218772	190021	4242
Total number of confirmed cases in India		5312537	4208074	85650

