


Chandigarh's Fight Against COVID-19






CHDCOVID Mobile App

Know about
Quarantine cases sector wise, Hospitals,
Flu Clinics and quarantine centres in
Chandigarh on map

Apply for **COVID-19** movement pass for
emergency and essential services

Scan QR code & download





rnees

rs / AC Mechanics for Providing Utility Services Across Various Zones in Chandigarh

Food Grains to Poor Families

ops for Home Delivery of Medicines



Donate to COVID-19 Relief Fund of UT Chandigarh.



Updated List of Retail Grocery Shops for Home Delivery in Chandigarh

ISOLATION CENTERS SETUP

- » Government Medical College and Hospital (GMCH), Sector 32
- » Government Multi Speciality Hospital (GMSH), Sector 16
- » Post Graduate Institute of Medical Education & Research (PGIMER), Sector 12

OTHER DOCUMENTS

- » List of Individuals Home Quarantined
- » Helpline Numbers of States & Union Territories for COVID-19
- » Advisory - Social Distancing
- » Advisory for Hospitals and Medical Institutions
- » Latest Testing Guidelines of Indian Council of Medical Research (ICMR)
- » Guidelines for notifying COVID-19 affected persons by Private Institutions
- » Letter from Secretary, Dept of Higher Education/School Education regarding Digital / e-Learning
- » Updated Guidelines on Clinical Management of COVID-19



ABOUT COVID-19

Coronaviruses are a group of related viruses that cause diseases in mammals and birds. In humans, coronaviruses cause respiratory tract infections that can be mild, such as some cases of the common cold (among other possible causes, predominantly rhinoviruses), and others that can be lethal, such as SARS, MERS, and COVID-19. Symptoms in other species vary: in chickens, they cause an upper respiratory tract disease, while in cows and pigs they cause diarrhea. There are yet to be vaccines or antiviral drugs to prevent or treat human coronavirus infections.

Coronaviruses constitute the subfamily Orthocoronavirinae, in the family Coronaviridae, order Nidovirales, and realm Riboviria. They are enveloped viruses with a positive-sense single-stranded RNA genome and a nucleocapsid of helical symmetry. The genome size of coronaviruses ranges from approximately 27 to 34 kilobases, the largest among known RNA viruses. The name coronavirus is derived from the Latin corona, meaning & crown or & halo, which refers to the characteristic appearance reminiscent of a crown or a solar corona around the virions (virus particles) when viewed under two-dimensional transmission electron microscopy, due to the surface covering in club-shaped protein spikes. [Read More →](#)

Corona Stats For Chandigarh

Confirmed

9796

Recovered

6766
Deaths
116
Total Sampled
60311
Positive Cases
9796
Negative Cases
50164
Rejected Samples
351
Result Awaited
143

* Statistics sourced from Department of Health, Chandigarh

Home Quarantined : 33076

* Statistics sourced from Municipal Corporation, Chandigarh

Corona Stats For India

Confirmed
5323907
Recovered
4221471
Deaths
85731

Total Volunteer/Organization Registered

Individual volunteer
225
Organization
30

COVID19 STATEWISE STATUS (*including foreign nationals, as on 2020-09-19 08:00:00)

* Statistics sourced from The Ministry of Health and Family Welfare :-

S.No.	Name of State / UT	Total Confirmed cases *	Cured/Discharged/Migrated	Death
1	Andaman and Nicobar Islands	3631	3414	52
2	Andhra Pradesh	609558	519891	5244
3	Arunachal Pradesh	7005	5106	13
4	Assam	152858	123687	540
5	Bihar	165218	151750	859
6	Chandigarh	9506	6415	113
7	Chhattisgarh	81617	44392	645
8	Dadra and Nagar Haveli and Daman and Diu	2859	2639	2
9	Delhi	238828	201671	4907
10	Goa	27379	21314	335
11	Gujarat	120336	100974	3286
12	Haryana	106261	83878	1092
13	Himachal Pradesh	11622	7081	111
14	Jammu and Kashmir	61041	39305	966
15	Jharkhand	68578	54052	602
16	Karnataka	502982	394026	7808
17	Kerala	126381	90085	501
18	Ladakh	3635	2600	48
19	Lakshadweep	0	0	0
20	Madhya Pradesh	100458	76952	1901
21	Maharashtra	1167496	834432	31791
22	Manipur	8607	6629	52
23	Meghalaya	4445	2437	32
24	Mizoram	1548	973	0
25	Nagaland	5357	4129	15
26	Odisha	171341	137567	682
27	Puducherry	21913	16715	462
28	Punjab	92833	68463	2708

29 S.No.	Rajasthan Name of State / UT	Total Confirmed cases *	92265 Cured/Discharged/Migrated	1308 Death
30	Sikkim	2303	1857	24
31	Tamil Nadu	530908	475717	8685
32	Telengana	169169	137508	1025
33	Tripura	21484	14142	235
35	Uttar Pradesh	342788	270094	4869
36	West Bengal	218772	190021	4242
Total number of confirmed cases in India		5323907	4221471	85731

Designed & Developed by **SPICINDIA**