


Chandigarh's Fight Against COVID-19




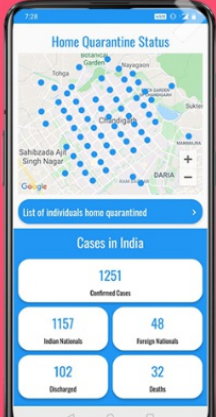

CHDCOVID Mobile App

Know about
Quarantine cases sector wise, Hospitals,
Flu Clinics and quarantine centres in
Chandigarh on map

Apply for **COVID-19** movement pass for
emergency and essential services

Scan QR code & download





eturnees

ibers / AC Mechanics for Providing Utility Services Across Various Zones in Chandigarh

of Food Grains to Poor Families

shops for Home Delivery of Medicines



Donate to COVID-19 Relief Fund of UT Chandigarh.

s



Updated List of Retail Grocery Shops for Home Delivery in Chandigarh

ISOLATION CENTERS SETUP

- » Government Medical College and Hospital (GMCH), Sector 32
- » Government Multi Speciality Hospital (GMSH), Sector 16
- » Post Graduate Institute of Medical Education & Research (PGIMER), Sector 12

OTHER DOCUMENTS

- » List of Individuals Home Quarantined
- » Helpline Numbers of States & Union Territories for COVID-19
- » Advisory - Social Distancing
- » Advisory for Hospitals and Medical Institutions
- » Latest Testing Guidelines of Indian Council of Medical Research (ICMR)
- » Guidelines for notifying COVID-19 affected persons by Private Institutions
- » Letter from Secretary, Dept of Higher Education/School Education regarding Digital / e-Learning
- » Updated Guidelines on Clinical Management of COVID-19



ABOUT COVID-19

Coronaviruses are a group of related viruses that cause diseases in mammals and birds. In humans, coronaviruses cause respiratory tract infections that can be mild, such as some cases of the common cold (among other possible causes, predominantly rhinoviruses), and others that can be lethal, such as SARS, MERS, and COVID-19. Symptoms in other species vary: in chickens, they cause an upper respiratory tract disease, while in cows and pigs they cause diarrhea. There are yet to be vaccines or antiviral drugs to prevent or treat human coronavirus infections.

Coronaviruses constitute the subfamily Orthocoronavirinae, in the family Coronaviridae, order Nidovirales, and realm Riboviria. They are enveloped viruses with a positive-sense single-stranded RNA genome and a nucleocapsid of helical symmetry. The genome size of coronaviruses ranges from approximately 27 to 34 kilobases, the largest among known RNA viruses. The name coronavirus is derived from the Latin corona, meaning & crown or & halo, which refers to the characteristic appearance reminiscent of a crown or a solar corona around the virions (virus particles) when viewed under two-dimensional transmission electron microscopy, due to the surface covering in club-shaped protein spikes. [Read More →](#)

Corona Stats For Chandigarh

Confirmed

10082

Recovered

7138
Deaths
120
Total Sampled
62834
Positive Cases
10082
Negative Cases
52389
Rejected Samples
363
Result Awaited
156

* Statistics sourced from Department of Health, Chandigarh

Home Quarantined : 33707

* Statistics sourced from Municipal Corporation, Chandigarh

Corona Stats For India

Confirmed
5417274
Recovered
4313402
Deaths
86909

Total Volunteer/Organization Registered

Individual volunteer
225
Organization
30

COVID19 STATEWISE STATUS (*including foreign nationals, as on 2020-09-20 08:00:00)

* Statistics sourced from The Ministry of Health and Family Welfare :-

S.No.	Name of State / UT	Total Confirmed cases *	Cured/Discharged/Migrated	Death
1	Andaman and Nicobar Islands	3644	3436	52
2	Andhra Pradesh	617776	530711	5302
3	Arunachal Pradesh	7250	5280	13
4	Assam	155453	125543	548
5	Bihar	166788	153298	861
6	Chandigarh	9796	6766	119
7	Chhattisgarh	84234	46081	664
8	Dadra and Nagar Haveli and Daman and Diu	2887	2677	2
9	Delhi	242899	205890	4945
10	Goa	28022	21760	342
11	Gujarat	121768	102444	3302
12	Haryana	108952	86150	1120
13	Himachal Pradesh	11908	7484	116
14	Jammu and Kashmir	62533	40265	987
15	Jharkhand	69860	55697	615
16	Karnataka	511346	404841	7922
17	Kerala	131005	92951	519
18	Ladakh	3708	2666	49
19	Lakshadweep	0	0	0
20	Madhya Pradesh	103065	79158	1943
21	Maharashtra	1188015	857933	32216
22	Manipur	8724	6723	55
23	Meghalaya	4557	2483	36
24	Mizoram	1578	990	0
25	Nagaland	5392	4171	15
26	Odisha	175550	141657	691
27	Puducherry	22456	17209	462
28	Punjab	95529	70373	2757

29 S.No.	Rajasthan Name of State / UT	Total Confirmed cases*	93805 Cured/Discharged/Migrated	1322 Death
30	Sikkim	2423	1972	25
31	Tamil Nadu	536477	481273	8751
32	Telengana	171306	139700	1033
33	Tripura	22032	14810	239
35	Uttar Pradesh	348517	276690	4953
36	West Bengal	221960	193014	4298
Total number of confirmed cases in India		5417274	4313402	86909

Designed & Developed by **SPICINDIA**