


Chandigarh's Fight Against COVID-19




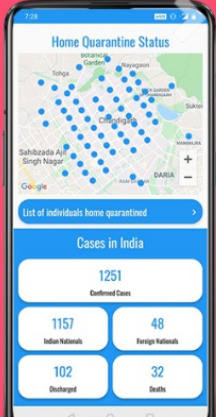

CHDCOVID Mobile App

Know about
Quarantine cases sector wise, Hospitals,
Flu Clinics and quarantine centres in
Chandigarh on map

Apply for **COVID-19** movement pass for
emergency and essential services

Scan QR code & download





turnees

ers / AC Mechanics for Providing Utility Services Across Various Zones in Chandigarh

Food Grains to Poor Families

ops for Home Delivery of Medicines

NEW

Donate to COVID-19 Relief Fund of UT Chandigarh.

NEW

Updated List of Retail Grocery Shops for Home Delivery in Chandigarh

ISOLATION CENTERS SETUP

- » Government Medical College and Hospital (GMCH), Sector 32
- » Government Multi Speciality Hospital (GMSH), Sector 16
- » Post Graduate Institute of Medical Education & Research (PGIMER), Sector 12

OTHER DOCUMENTS

- » List of Individuals Home Quarantined
- » Helpline Numbers of States & Union Territories for COVID-19
- » Advisory - Social Distancing
- » Advisory for Hospitals and Medical Institutions
- » Latest Testing Guidelines of Indian Council of Medical Research (ICMR)
- » Guidelines for notifying COVID-19 affected persons by Private Institutions
- » Letter from Secretary, Dept of Higher Education/School Education regarding Digital / e-Learning
- » Updated Guidelines on Clinical Management of COVID-19



ABOUT COVID-19

Coronaviruses are a group of related viruses that cause diseases in mammals and birds. In humans, coronaviruses cause respiratory tract infections that can be mild, such as some cases of the common cold (among other possible causes, predominantly rhinoviruses), and others that can be lethal, such as SARS, MERS, and COVID-19. Symptoms in other species vary: in chickens, they cause an upper respiratory tract disease, while in cows and pigs they cause diarrhea. There are yet to be vaccines or antiviral drugs to prevent or treat human coronavirus infections.

Coronaviruses constitute the subfamily Orthocoronavirinae, in the family Coronaviridae, order Nidovirales, and realm Riboviria. They are enveloped viruses with a positive-sense single-stranded RNA genome and a nucleocapsid of helical symmetry. The genome size of coronaviruses ranges from approximately 27 to 34 kilobases, the largest among known RNA viruses. The name coronavirus is derived from the Latin corona, meaning & crown or & halo, which refers to the characteristic appearance reminiscent of a crown or a solar corona around the virions (virus particles) when viewed under two-dimensional transmission electron microscopy, due to the surface covering in club-shaped protein spikes. [Read More →](#)

Corona Stats For Chandigarh

Confirmed

10546

Recovered

| |
|------------------|
| 7794 |
| Deaths |
| 127 |
| Total Sampled |
| 67020 |
| Positive Cases |
| 10546 |
| Negative Cases |
| 56089 |
| Rejected Samples |
| 385 |
| Result Awaited |
| 182 |

* Statistics sourced from Department of Health, Chandigarh

| |
|--------------------------|
| Home Quarantined : 34852 |
|--------------------------|

* Statistics sourced from Municipal Corporation, Chandigarh

Corona Stats For India

| |
|-----------|
| Confirmed |
| 5574096 |
| Recovered |
| 4503976 |
| Deaths |
| 89068 |

Total Volunteer/Organization Registered

| |
|----------------------|
| Individual volunteer |
| 226 |
| Organization |
| 30 |

COVID19 STATEWISE STATUS (*including foreign nationals, as on 2020-09-22 08:00:00)

* Statistics sourced from The Ministry of Health and Family Welfare :-

| S.No. | Name of State / UT | Total Confirmed cases * | Cured/Discharged/Migrated | Death |
|-------|--|-------------------------|---------------------------|-------|
| 1 | Andaman and Nicobar Islands | 3673 | 3469 | 52 |
| 2 | Andhra Pradesh | 631749 | 551821 | 5410 |
| 3 | Arunachal Pradesh | 7595 | 5643 | 13 |
| 4 | Assam | 159320 | 129133 | 578 |
| 5 | Bihar | 169651 | 156242 | 870 |
| 6 | Chandigarh | 10298 | 7411 | 126 |
| 7 | Chhattisgarh | 88181 | 49564 | 690 |
| 8 | Dadra and Nagar Haveli and Daman and Diu | 2933 | 2711 | 2 |
| 9 | Delhi | 249259 | 213304 | 5014 |
| 10 | Goa | 28753 | 22726 | 360 |
| 11 | Gujarat | 124605 | 104964 | 3336 |
| 12 | Haryana | 113075 | 90884 | 1177 |
| 13 | Himachal Pradesh | 12438 | 7853 | 127 |
| 14 | Jammu and Kashmir | 65026 | 42115 | 1024 |
| 15 | Jharkhand | 72673 | 58543 | 626 |
| 16 | Karnataka | 526876 | 423377 | 8145 |
| 17 | Kerala | 138631 | 98724 | 553 |
| 18 | Ladakh | 3832 | 2735 | 50 |
| 19 | Lakshadweep | 0 | 0 | 0 |
| 20 | Madhya Pradesh | 108167 | 83618 | 2007 |
| 21 | Maharashtra | 1224380 | 916348 | 33015 |
| 22 | Manipur | 9010 | 6838 | 59 |
| 23 | Meghalaya | 4733 | 2527 | 37 |
| 24 | Mizoram | 1692 | 1012 | 0 |
| 25 | Nagaland | 5544 | 4477 | 15 |
| 26 | Odisha | 184122 | 149379 | 710 |
| 27 | Puducherry | 23191 | 18065 | 467 |
| 28 | Punjab | 99930 | 75409 | 2860 |

| S.No. | Name of State / UT | Total Confirmed cases* | Cured/Discharged/Migrated | Death |
|--|--------------------|------------------------|---------------------------|-------|
| 29 | Rajasthan | 11688 | 97284 | 1352 |
| 30 | Sikkim | 2528 | 1986 | 29 |
| 31 | Tamil Nadu | 547337 | 491971 | 8871 |
| 32 | Telengana | 174774 | 144073 | 1052 |
| 33 | Tripura | 22834 | 15883 | 251 |
| 35 | Uttar Pradesh | 358893 | 289594 | 5135 |
| 36 | West Bengal | 228302 | 198983 | 4421 |
| Total number of confirmed cases in India | | 5574096 | 4503976 | 89068 |

Designed & Developed by **SPICINDIA**