

Chandigarh's Fight Against COVID-19

CHDCOVID Mobile App

Know about
Quarantine cases sector wise, Hospitals,
Flu Clinics and quarantine centres in
Chandigarh on map

**Apply for COVID-19 movement pass for
emergency and essential services**

**Scan QR code
& download**



NEW [Information for Foreign Returnees](#)

NEW [List of Electricians / Plumbers / AC Mechanics for Providing Utility Services Across Various Zones in Chandigarh](#)

NEW [Distribution of 3 months of Food Grains to Poor Families](#)

NEW [Updated List of Chemist Shops for Home Delivery of Medicines](#)









NEW [Donate to COVID-19 Relief Fund of UT Chandigarh.](#)

NEW [Apply For Movement Pass](#)

NEW [Updated List of Retail Grocery Shops for Home Delivery in Chandigarh](#)

-  Government Medical College and Hospital (GMCH), Sector 32
-  Government Multi Speciality Hospital (GMSH), Sector 16
-  Post Graduate Institute of Medical Education & Research (PGIMER), Sector 12

OTHER DOCUMENTS

-  [List of Individuals Home Quarantined](#)
-  [Helpline Numbers of States & Union Territories for COVID-19](#)
-  [Advisory - Social Distancing](#)
-  [Advisory for Hospitals and Medical Institutions](#)
-  [Latest Testing Guidelines of Indian Council of Medical Research \(ICMR\)](#)
-  [Guidelines for notifying COVID-19 affected persons by Private Institutions](#)
-  [Letter from Secretary, Dept of Higher Education/School Education regarding Digital / e-Learning](#)
-  [Updated Guidelines on Clinical Management of COVID-19](#)



ABOUT COVID-19

Coronaviruses are a group of related viruses that cause diseases in mammals and birds. In humans, coronaviruses cause respiratory tract infections that can be mild, such as some cases of the common cold (among other possible causes, predominantly rhinoviruses), and others that can be lethal, such as SARS, MERS, and COVID-19. Symptoms in other species vary: in chickens, they cause an upper respiratory tract disease, while in cows and pigs they cause diarrhea. There are yet to be vaccines or antiviral drugs to prevent or treat human coronavirus infections.

Coronaviruses constitute the subfamily Orthocoronavirinae, in the family Coronaviridae, order Nidovirales, and realm Riboviria. They are enveloped viruses with a positive-sense single-stranded RNA genome and a nucleocapsid of helical symmetry. The genome size of coronaviruses ranges from approximately 27 to 34 kilobases, the largest among known RNA viruses. The name coronavirus is derived from the Latin corona, meaning & crown or & halo, which refers to the characteristic appearance reminiscent of a crown or a solar corona around the virions (virus particles) when viewed under two-dimensional transmission electron microscopy, due to the surface covering in club-shaped protein spikes.

[Read More](#) 

Confirmed
10726
Recovered
8049
Deaths
137
Total Sampled
68270
Positive Cases
10726
Negative Cases
57147
Rejected Samples
397
Result Awaited
165
* Statistics sourced from Department of Health, Chandigarh
Home Quarantined : 35363
* Statistics sourced from Municipal Corporation, Chandigarh

Corona Stats For India

Confirmed
5560120
Recovered
4494739
Deaths
88965

Total Volunteer/Organization Registered

Individual volunteer
226
Organization
30

COVID19 STATEWISE STATUS (*including foreign nationals, as on 2020-09-23 08:00:00)

* Statistics sourced from The Ministry of Health and Family Welfare :-

S.No.	Name of State / UT	Total Confirmed cases *	Cured/Discharged/Migrated	Death
1	Andaman and Nicobar Islands	3691	3479	52
2	Andhra Pradesh	639302	562376	5461
3	Arunachal Pradesh	7844	5778	14
4	Assam	161393	130950	586
5	Bihar	171255	157454	873
6	Chandigarh	10546	7794	130
7	Chhattisgarh	90917	52001	718
8	Dadra and Nagar Haveli and Daman and Diu	2944	2744	2
9	Delhi	253075	216401	5051
10	Goa	29343	23462	368
11	Gujarat	126007	106285	3352
12	Haryana	114870	93776	1206
13	Himachal Pradesh	12769	8511	134
14	Jammu and Kashmir	66261	43734	1042
15	Jharkhand	73948	60027	641

S.No.	Name of State / UT	Total Confirmed cases *	Cured/Discharged/Migrated	Death
16	Karnataka	533850	432450	8228
17	Kerala	142756	101731	572
18	Ladakh	3887	2809	50
19	Lakshadweep	0	0	0
20	Madhya Pradesh	110711	86030	2035
21	Maharashtra	1242770	936554	33407
22	Manipur	9280	6887	60
23	Meghalaya	4791	2706	38
24	Mizoram	1713	1023	0
25	Nagaland	5604	4517	15
26	Odisha	188311	153213	721
27	Puducherry	23684	18454	473
28	Punjab	101341	77127	2926
29	Rajasthan	118793	98812	1367
30	Sikkim	2594	2009	29
31	Tamil Nadu	552674	497377	8947
32	Telangana	177070	146135	1062
33	Tripura	23338	16486	253
35	Uttar Pradesh	364543	296183	5212
36	West Bengal	231484	202030	4483
Total number of confirmed cases in India		5560120	4494739	88965

