


## Chandigarh's Fight Against COVID-19






### CHDCOVID Mobile App

Know about  
Quarantine cases sector wise, Hospitals,  
Flu Clinics and quarantine centres in  
Chandigarh on map

Apply for **COVID-19** movement pass for  
emergency and essential services

### Scan QR code & download





Information for Foreign Returnees

Services of Electricians / Plumbers / AC Mechanics for Providing Utility Services Across Various Zones in Chandigarh

Distribution of 3 months of Food Grains to Poor Families

Updated List of Chemist Shops for Home Delivery of Medicines



Donate to COVID-19 Relief Fund of UT Chandigarh.

Application For Movement Pass



Updated List of Retail Grocery Shops for Home Delivery in Chandigarh

### ISOLATION CENTERS SETUP

- » Government Medical College and Hospital (GMCH), Sector 32
- » Government Multi Speciality Hospital (GMSH), Sector 16
- » Post Graduate Institute of Medical Education & Research (PGIMER), Sector 12

### OTHER DOCUMENTS

- » List of Individuals Home Quarantined
- » Helpline Numbers of States & Union Territories for COVID-19
- » Advisory - Social Distancing
- » Advisory for Hospitals and Medical Institutions
- » Latest Testing Guidelines of Indian Council of Medical Research (ICMR)
- » Guidelines for notifying COVID-19 affected persons by Private Institutions
- » Letter from Secretary, Dept of Higher Education/School Education regarding Digital / e-Learning
- » Updated Guidelines on Clinical Management of COVID-19



## ABOUT COVID-19

Coronaviruses are a group of related viruses that cause diseases in mammals and birds. In humans, coronaviruses cause respiratory tract infections that can be mild, such as some cases of the common cold (among other possible causes, predominantly rhinoviruses), and others that can be lethal, such as SARS, MERS, and COVID-19. Symptoms in other species vary: in chickens, they cause an upper respiratory tract disease, while in cows and pigs they cause diarrhea. There are yet to be vaccines or antiviral drugs to prevent or treat human coronavirus infections.

Coronaviruses constitute the subfamily Orthocoronavirinae, in the family Coronaviridae, order Nidovirales, and realm Riboviria. They are enveloped viruses with a positive-sense single-stranded RNA genome and a nucleocapsid of helical symmetry. The genome size of coronaviruses ranges from approximately 27 to 34 kilobases, the largest among known RNA viruses. The name coronavirus is derived from the Latin corona, meaning & crown or & halo, which refers to the characteristic appearance reminiscent of a crown or a solar corona around the virions (virus particles) when viewed under two-dimensional transmission electron microscopy, due to the surface covering in club-shaped protein spikes. [Read More →](#)

## Corona Stats For Chandigarh

Confirmed

11380

Recovered

8937
Deaths
145
Total Sampled
72652
Positive Cases
11380
Negative Cases
60849
Rejected Samples
423
Result Awaited
162

\* Statistics sourced from Department of Health, Chandigarh

Home Quarantined : 36648
--------------------------

\* Statistics sourced from Municipal Corporation, Chandigarh

## Corona Stats For India

Confirmed
5915753
Recovered
4852313
Deaths
93461

## Total Volunteer/Organization Registered

Individual volunteer
226
Organization
30

COVID19 STATEWISE STATUS (\*including foreign nationals, as on 2020-09-26 08:00:00)

\* Statistics sourced from The Ministry of Health and Family Welfare :-

S.No.	Name of State / UT	Total Confirmed cases *	Cured/Discharged/Migrated	Death
1	Andaman and Nicobar Islands	3759	3528	52
2	Andhra Pradesh	661458	588169	5606
3	Arunachal Pradesh	8671	6230	14
4	Assam	167374	136715	625
5	Bihar	175525	161874	878
6	Chandigarh	11212	8677	145
7	Chhattisgarh	98565	66860	777
8	Dadra and Nagar Haveli and Daman and Diu	2989	2805	2
9	Delhi	264450	228436	5147
10	Goa	31071	25071	386
11	Gujarat	130229	110358	3393
12	Haryana	120578	101273	1273
13	Himachal Pradesh	13679	9546	157
14	Jammu and Kashmir	69832	49557	1105
15	Jharkhand	77709	64515	661
16	Karnataka	557212	450302	8417
17	Kerala	160933	111331	635
18	Ladakh	4025	2971	56
19	Lakshadweep	0	0	0
20	Madhya Pradesh	117588	93238	2152
21	Maharashtra	1300757	992806	34761
22	Manipur	9791	7602	63
23	Meghalaya	5158	3343	43
24	Mizoram	1835	1289	0
25	Nagaland	5768	4669	16
26	Odisha	201096	165432	767
27	Puducherry	25489	19781	494
28	Punjab	107096	84025	3134

29 S.No.	Rajasthan Name of State / UT	Total Confirmed cases*	104288 Cured/Discharged/Migrated	1412 Death
30	Sikkim	2785	2075	31
31	Tamil Nadu	569370	513836	9148
32	Telengana	183866	152441	1091
33	Tripura	24408	17992	268
35	Uttar Pradesh	378533	313686	5450
36	West Bengal	241059	211020	4665
Total number of confirmed cases in India		5915753	4852313	93461

Designed & Developed by **SPICINDIA**