


Chandigarh's Fight Against COVID-19




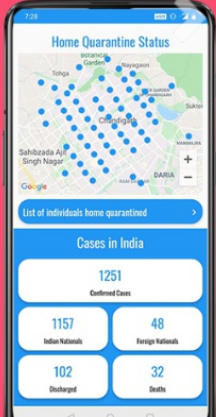

CHDCOVID Mobile App

Know about
Quarantine cases sector wise, Hospitals,
Flu Clinics and quarantine centres in
Chandigarh on map

Apply for **COVID-19** movement pass for
emergency and essential services

Scan QR code & download





Various Zones in Chandigarh |

COVID-19 Relief Fund of UT Chandigarh. |

Delivery in Chandigarh



ISOLATION CENTERS SETUP

- » Government Medical College and Hospital (GMCH), Sector 32
- » Government Multi Speciality Hospital (GMSH), Sector 16
- » Post Graduate Institute of Medical Education & Research (PGIMER), Sector 12

OTHER DOCUMENTS

- » List of Individuals Home Quarantined
- » Helpline Numbers of States & Union Territories for COVID-19
- » Advisory - Social Distancing
- » Advisory for Hospitals and Medical Institutions
- » Latest Testing Guidelines of Indian Council of Medical Research (ICMR)
- » Guidelines for notifying COVID-19 affected persons by Private Institutions
- » Letter from Secretary, Dept of Higher Education/School Education regarding Digital / e-Learning
- » Updated Guidelines on Clinical Management of COVID-19



ABOUT COVID-19

Coronaviruses are a group of related viruses that cause diseases in mammals and birds. In humans, coronaviruses cause respiratory tract infections that can be mild, such as some cases of the common cold (among other possible causes, predominantly rhinoviruses), and others that can be lethal, such as SARS, MERS, and COVID-19. Symptoms in other species vary: in chickens, they cause an upper respiratory tract disease, while in cows and pigs they cause diarrhea. There are yet to be vaccines or antiviral drugs to prevent or treat human coronavirus infections.

Coronaviruses constitute the subfamily Orthocoronavirinae, in the family Coronaviridae, order Nidovirales, and realm Riboviria. They are enveloped viruses with a positive-sense single-stranded RNA genome and a nucleocapsid of helical symmetry. The genome size of coronaviruses ranges from approximately 27 to 34 kilobases, the largest among known RNA viruses. The name coronavirus is derived from the Latin corona, meaning & crown or & halo, which refers to the characteristic appearance reminiscent of a crown or a solar corona around the virions (virus particles) when viewed under two-dimensional transmission electron microscopy, due to the surface covering in club-shaped protein spikes. [Read More →](#)

Corona Stats For Chandigarh

Confirmed

11553

Recovered

9103
Deaths
147
Total Sampled
74415
Positive Cases
11553
Negative Cases
62428
Rejected Samples
434
Result Awaited
178

* Statistics sourced from Department of Health, Chandigarh

Home Quarantined : 36994

* Statistics sourced from Municipal Corporation, Chandigarh

Corona Stats For India

Confirmed
6005795
Recovered
4945998
Deaths
94582

Total Volunteer/Organization Registered

Individual volunteer
226
Organization
30

COVID19 STATEWISE STATUS (*including foreign nationals, as on 2020-09-27 08:00:00)

* Statistics sourced from The Ministry of Health and Family Welfare :-

S.No.	Name of State / UT	Total Confirmed cases *	Cured/Discharged/Migrated	Death
1	Andaman and Nicobar Islands	3774	3551	52
2	Andhra Pradesh	668751	597294	5663
3	Arunachal Pradesh	8869	6397	14
4	Assam	169110	138310	638
5	Bihar	177072	163432	886
6	Chandigarh	11380	8937	145
7	Chhattisgarh	102461	70955	817
8	Dadra and Nagar Haveli and Daman and Diu	2996	2831	2
9	Delhi	267822	232912	5193
10	Goa	31574	25759	391
11	Gujarat	131646	111777	3406
12	Haryana	122267	103827	1291
13	Himachal Pradesh	13996	9728	164
14	Jammu and Kashmir	71049	51494	1125
15	Jharkhand	78935	65839	670
16	Karnataka	566023	455719	8503
17	Kerala	167939	114530	656
18	Ladakh	4093	3018	57
19	Lakshadweep	0	0	0
20	Madhya Pradesh	119899	95490	2181
21	Maharashtra	1321176	1016450	35191
22	Manipur	10051	7681	64
23	Meghalaya	5212	3654	43
24	Mizoram	1865	1316	0
25	Nagaland	5862	4819	16
26	Odisha	205452	170193	783
27	Puducherry	26032	20205	500
28	Punjab	108684	86013	3188

29 S.No.	Rajasthan Name of State / UT	Total Confirmed cases*	120775 Cured/Discharged/Migrated	1426 Death
30	Sikkim	2833	2097	31
31	Tamil Nadu	575017	519448	9233
32	Telengana	185833	154499	1100
33	Tripura	24728	18392	270
35	Uttar Pradesh	382835	320232	5517
36	West Bengal	244240	213975	4721
Total number of confirmed cases in India		6005795	4945998	94582

Designed & Developed by **SPICINDIA**