


Chandigarh's Fight Against COVID-19




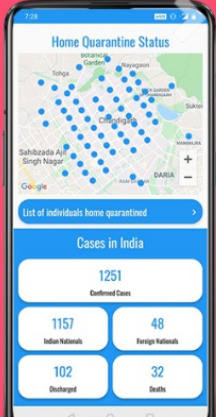

CHDCOVID Mobile App

Know about
Quarantine cases sector wise, Hospitals,
Flu Clinics and quarantine centres in
Chandigarh on map

Apply for **COVID-19** movement pass for
emergency and essential services

Scan QR code & download





Across Various Zones in Chandigarh

ate to COVID-19 Relief Fund of UT Chandigarh.

Home Delivery in Chandigarh

ISOLATION CENTERS SETUP

- » Government Medical College and Hospital (GMCH), Sector 32
- » Government Multi Speciality Hospital (GMSH), Sector 16
- » Post Graduate Institute of Medical Education & Research (PGIMER), Sector 12

OTHER DOCUMENTS

- » List of Individuals Home Quarantined
- » Helpline Numbers of States & Union Territories for COVID-19
- » Advisory - Social Distancing
- » Advisory for Hospitals and Medical Institutions
- » Latest Testing Guidelines of Indian Council of Medical Research (ICMR)
- » Guidelines for notifying COVID-19 affected persons by Private Institutions
- » Letter from Secretary, Dept of Higher Education/School Education regarding Digital / e-Learning
- » Updated Guidelines on Clinical Management of COVID-19



ABOUT COVID-19

Coronaviruses are a group of related viruses that cause diseases in mammals and birds. In humans, coronaviruses cause respiratory tract infections that can be mild, such as some cases of the common cold (among other possible causes, predominantly rhinoviruses), and others that can be lethal, such as SARS, MERS, and COVID-19. Symptoms in other species vary: in chickens, they cause an upper respiratory tract disease, while in cows and pigs they cause diarrhea. There are yet to be vaccines or antiviral drugs to prevent or treat human coronavirus infections.

Coronaviruses constitute the subfamily Orthocoronavirinae, in the family Coronaviridae, order Nidovirales, and realm Riboviria. They are enveloped viruses with a positive-sense single-stranded RNA genome and a nucleocapsid of helical symmetry. The genome size of coronaviruses ranges from approximately 27 to 34 kilobases, the largest among known RNA viruses. The name coronavirus is derived from the Latin corona, meaning & crown or & halo, which refers to the characteristic appearance reminiscent of a crown or a solar corona around the virions (virus particles) when viewed under two-dimensional transmission electron microscopy, due to the surface covering in club-shaped protein spikes. [Read More →](#)

Corona Stats For Chandigarh

Confirmed

11678

Recovered

9325
Deaths
153
Total Sampled
75896
Positive Cases
11678
Negative Cases
63776
Rejected Samples
442
Result Awaited
155

* Statistics sourced from Department of Health, Chandigarh

Home Quarantined : 37329

* Statistics sourced from Municipal Corporation, Chandigarh

Corona Stats For India

Confirmed
6079350
Recovered
5017534
Deaths
95606

Total Volunteer/Organization Registered

Individual volunteer
226
Organization
30

COVID19 STATEWISE STATUS (*including foreign nationals, as on 2020-09-28 08:00:00)

* Statistics sourced from The Ministry of Health and Family Welfare :-

S.No.	Name of State / UT	Total Confirmed cases *	Cured/Discharged/Migrated	Death
1	Andaman and Nicobar Islands	3794	3553	53
2	Andhra Pradesh	675674	605090	5708
3	Arunachal Pradesh	9004	6495	14
4	Assam	169985	139980	655
5	Bihar	178702	164987	888
6	Chandigarh	11553	9103	147
7	Chhattisgarh	104733	72224	848
8	Dadra and Nagar Haveli and Daman and Diu	3002	2848	2
9	Delhi	271114	236651	5235
10	Goa	31958	26460	401
11	Gujarat	133057	113008	3416
12	Haryana	123782	105990	1307
13	Himachal Pradesh	14191	10359	175
14	Jammu and Kashmir	72190	52859	1132
15	Jharkhand	79909	66797	679
16	Karnataka	575566	462241	8582
17	Kerala	175384	117921	677
18	Ladakh	4103	3032	58
19	Lakshadweep	0	0	0
20	Madhya Pradesh	122209	97571	2207
21	Maharashtra	1339232	1030015	35571
22	Manipur	10299	7876	64
23	Meghalaya	5302	3779	43
24	Mizoram	1908	1373	0
25	Nagaland	5946	4888	16
26	Odisha	209374	173571	797
27	Puducherry	26400	20648	513
28	Punjab	110106	88312	3238

29 S.No.	Rajasthan Name of State / UT	Total Confirmed cases*	107718 Cured/Discharged/Migrated	1441 Death
30	Sikkim	2871	2146	33
31	Tamil Nadu	580808	525154	9313
32	Telengana	187211	156431	1107
33	Tripura	24921	18959	273
35	Uttar Pradesh	387085	325888	5594
36	West Bengal	247425	216921	4781
Total number of confirmed cases in India		6079350	5017534	95606

Designed & Developed by **SPICINDIA**