


## Chandigarh's Fight Against COVID-19




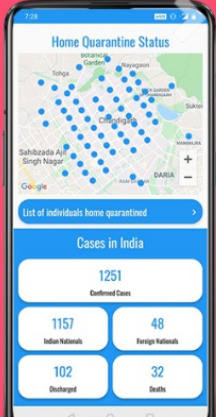

### CHDCOVID Mobile App

Know about  
Quarantine cases sector wise, Hospitals,  
Flu Clinics and quarantine centres in  
Chandigarh on map

Apply for **COVID-19** movement pass for  
emergency and essential services

### Scan QR code & download





Foreign Returnees

Electricians / Plumbers / AC Mechanics for Providing Utility Services Across Various Zones in Chandigarh

Monthly Distribution of Food Grains to Poor Families

Pharmacy Shops for Home Delivery of Medicines

**NEW**

Donate to COVID-19 Relief Fund of UT Chandigarh.

Movement Pass

**NEW**

Updated List of Retail Grocery Shops for Home Delivery in Chandigarh

### ISOLATION CENTERS SETUP

- » Government Medical College and Hospital (GMCH), Sector 32
- » Government Multi Speciality Hospital (GMSH), Sector 16
- » Post Graduate Institute of Medical Education & Research (PGIMER), Sector 12

### OTHER DOCUMENTS

- » List of Individuals Home Quarantined
- » Helpline Numbers of States & Union Territories for COVID-19
- » Advisory - Social Distancing
- » Advisory for Hospitals and Medical Institutions
- » Latest Testing Guidelines of Indian Council of Medical Research (ICMR)
- » Guidelines for notifying COVID-19 affected persons by Private Institutions
- » Letter from Secretary, Dept of Higher Education/School Education regarding Digital / e-Learning
- » Updated Guidelines on Clinical Management of COVID-19



## ABOUT COVID-19

Coronaviruses are a group of related viruses that cause diseases in mammals and birds. In humans, coronaviruses cause respiratory tract infections that can be mild, such as some cases of the common cold (among other possible causes, predominantly rhinoviruses), and others that can be lethal, such as SARS, MERS, and COVID-19. Symptoms in other species vary: in chickens, they cause an upper respiratory tract disease, while in cows and pigs they cause diarrhea. There are yet to be vaccines or antiviral drugs to prevent or treat human coronavirus infections.

Coronaviruses constitute the subfamily Orthocoronavirinae, in the family Coronaviridae, order Nidovirales, and realm Riboviria. They are enveloped viruses with a positive-sense single-stranded RNA genome and a nucleocapsid of helical symmetry. The genome size of coronaviruses ranges from approximately 27 to 34 kilobases, the largest among known RNA viruses. The name coronavirus is derived from the Latin corona, meaning & crown or & halo, which refers to the characteristic appearance reminiscent of a crown or a solar corona around the virions (virus particles) when viewed under two-dimensional transmission electron microscopy, due to the surface covering in club-shaped protein spikes. [Read More →](#)

## Corona Stats For Chandigarh

Confirmed

11938

Recovered

9813
Deaths
162
Total Sampled
77489
Positive Cases
11938
Negative Cases
65093
Rejected Samples
458
Result Awaited
189

\* Statistics sourced from Department of Health, Chandigarh

Home Quarantined : 37802
--------------------------

\* Statistics sourced from Municipal Corporation, Chandigarh

## Corona Stats For India

Confirmed
6245404
Recovered
5206044
Deaths
97761

## Total Volunteer/Organization Registered

Individual volunteer
226
Organization
30

COVID19 STATEWISE STATUS (\*including foreign nationals, as on 2020-09-30 08:00:00)

\* Statistics sourced from The Ministry of Health and Family Welfare :-

S.No.	Name of State / UT	Total Confirmed cases *	Cured/Discharged/Migrated	Death
1	Andaman and Nicobar Islands	3821	3587	53
2	Andhra Pradesh	687351	622136	5780
3	Arunachal Pradesh	9553	6743	16
4	Assam	177221	144002	680
5	Bihar	181285	168025	894
6	Chandigarh	11816	9598	158
7	Chhattisgarh	110655	78514	916
8	Dadra and Nagar Haveli and Daman and Diu	3032	2910	2
9	Delhi	276325	243481	5320
10	Goa	32777	27781	419
11	Gujarat	135842	115727	3439
12	Haryana	126974	110814	1356
13	Himachal Pradesh	14747	10991	183
14	Jammu and Kashmir	74095	55517	1164
15	Jharkhand	82540	69898	700
16	Karnataka	592911	476378	8777
17	Kerala	187276	124688	719
18	Ladakh	4195	3107	58
19	Lakshadweep	0	0	0
20	Madhya Pradesh	126043	102445	2281
21	Maharashtra	1366129	1069159	36181
22	Manipur	10746	8039	65
23	Meghalaya	5463	3940	47
24	Mizoram	1986	1576	0
25	Nagaland	6040	4986	17
26	Odisha	215676	181481	828
27	Puducherry	27066	21616	517
28	Punjab	112460	92277	3359

29 S.No.	Rajasthan Name of State / UT	Total Confirmed cases *	111272 Cured/Discharged/Migrated	1471 Death
30	Sikkim	2937	2235	35
31	Tamil Nadu	591943	536209	9453
32	Telengana	191386	160933	1127
33	Tripura	25734	19692	277
35	Uttar Pradesh	394856	336981	5715
36	West Bengal	253768	222805	4899
Total number of confirmed cases in India		6245404	5206044	97761

Designed & Developed by **SPICINDIA**