

Chandigarh's Fight Against COVID-19

CHDCOVID Mobile App

Know about
Quarantine cases sector wise, Hospitals,
Flu Clinics and quarantine centres in
Chandigarh on map

**Apply for COVID-19 movement pass for
emergency and essential services**

**Scan QR code
& download**



NEW [Information for Foreign Returnees](#)

NEW [List of Electricians / Plumbers / AC Mechanics for Providing Utility Services Across Various Zones in Chandigarh](#)

NEW [Distribution of 3 months of Food Grains to Poor Families](#)

NEW [Updated List of Chemist Shops for Home Delivery of Medicines](#)









NEW [Donate to COVID-19 Relief Fund of UT Chandigarh.](#)

NEW [Apply For Movement Pass](#)

NEW [Updated List of Retail Grocery Shops for Home Delivery in Chandigarh](#)

-  Government Medical College and Hospital (GMCH), Sector 32
-  Government Multi Speciality Hospital (GMSH), Sector 16
-  Post Graduate Institute of Medical Education & Research (PGIMER), Sector 12

OTHER DOCUMENTS

-  [List of Individuals Home Quarantined](#)
-  [Helpline Numbers of States & Union Territories for COVID-19](#)
-  [Advisory - Social Distancing](#)
-  [Advisory for Hospitals and Medical Institutions](#)
-  [Latest Testing Guidelines of Indian Council of Medical Research \(ICMR\)](#)
-  [Guidelines for notifying COVID-19 affected persons by Private Institutions](#)
-  [Letter from Secretary, Dept of Higher Education/School Education regarding Digital / e-Learning](#)
-  [Updated Guidelines on Clinical Management of COVID-19](#)



ABOUT COVID-19

Coronaviruses are a group of related viruses that cause diseases in mammals and birds. In humans, coronaviruses cause respiratory tract infections that can be mild, such as some cases of the common cold (among other possible causes, predominantly rhinoviruses), and others that can be lethal, such as SARS, MERS, and COVID-19. Symptoms in other species vary: in chickens, they cause an upper respiratory tract disease, while in cows and pigs they cause diarrhea. There are yet to be vaccines or antiviral drugs to prevent or treat human coronavirus infections.

Coronaviruses constitute the subfamily Orthocoronavirinae, in the family Coronaviridae, order Nidovirales, and realm Riboviria. They are enveloped viruses with a positive-sense single-stranded RNA genome and a nucleocapsid of helical symmetry. The genome size of coronaviruses ranges from approximately 27 to 34 kilobases, the largest among known RNA viruses. The name coronavirus is derived from the Latin corona, meaning & crown or & halo, which refers to the characteristic appearance reminiscent of a crown or a solar corona around the virions (virus particles) when viewed under two-dimensional transmission electron microscopy, due to the surface covering in club-shaped protein spikes.

[Read More](#) 

Confirmed
12057
Recovered
10009
Deaths
164
Total Sampled
78390
Positive Cases
12057
Negative Cases
65866
Rejected Samples
467
Result Awaited
159
* Statistics sourced from Department of Health, Chandigarh
Home Quarantined : 38015
* Statistics sourced from Municipal Corporation, Chandigarh

Corona Stats For India

Confirmed
6326373
Recovered
5283451
Deaths
98862

Total Volunteer/Organization Registered

Individual volunteer
226
Organization
30

COVID19 STATEWISE STATUS (*including foreign nationals, as on 2020-10-01 08:00:00)

* Statistics sourced from The Ministry of Health and Family Welfare :-

S.No.	Name of State / UT	Total Confirmed cases *	Cured/Discharged/Migrated	Death
1	Andaman and Nicobar Islands	3835	3608	53
2	Andhra Pradesh	693484	629211	5828
3	Arunachal Pradesh	9796	6890	16
4	Assam	180811	145618	697
5	Bihar	182728	169732	904
6	Chandigarh	11938	9813	162
7	Chhattisgarh	113602	81718	957
8	Dadra and Nagar Haveli and Daman and Diu	3040	2929	2
9	Delhi	279715	247446	5361
10	Goa	33418	28125	428
11	Gujarat	137232	117099	3450
12	Haryana	128599	112877	1382
13	Himachal Pradesh	14976	11390	186
14	Jammu and Kashmir	75070	56872	1181
15	Jharkhand	83651	71342	713

S.No.	Name of State / UT	Total Confirmed cases *	Cured/Discharged/Migrated	Death
16	Karnataka	601767	485268	8864
17	Kerala	196106	128224	742
18	Ladakh	4269	3147	58
19	Lakshadweep	0	0	0
20	Madhya Pradesh	128047	104734	2316
21	Maharashtra	1384446	1088322	36662
22	Manipur	10983	8460	67
23	Meghalaya	5639	3975	49
24	Mizoram	2017	1597	0
25	Nagaland	6163	5066	17
26	Odisha	219119	185700	842
27	Puducherry	27544	22074	521
28	Punjab	113886	93666	3406
29	Rajasthan	135292	113225	1486
30	Sikkim	3012	2303	37
31	Tamil Nadu	597602	541819	9520
32	Telangana	193600	163407	1135
33	Tripura	26066	20092	283
35	Uttar Pradesh	399082	342415	5784
36	West Bengal	257049	225759	4958
Total number of confirmed cases in India		6326373	5283451	98862

