


Chandigarh's Fight Against COVID-19






CHDCOVID Mobile App

Know about
Quarantine cases sector wise, Hospitals,
Flu Clinics and quarantine centres in
Chandigarh on map

Apply for **COVID-19** movement pass for
emergency and essential services

Scan QR code & download





[Services Across Various Zones in Chandigarh](#)

NEW [Donate to COVID-19 Relief Fund of UT Chandigarh.](#)

[Shops for Home Delivery in Chandigarh](#)



ISOLATION CENTERS SETUP

- » Government Medical College and Hospital (GMCH), Sector 32
- » Government Multi Speciality Hospital (GMSH), Sector 16
- » Post Graduate Institute of Medical Education & Research (PGIMER), Sector 12

OTHER DOCUMENTS

- » List of Individuals Home Quarantined
- » Helpline Numbers of States & Union Territories for COVID-19
- » Advisory - Social Distancing
- » Advisory for Hospitals and Medical Institutions
- » Latest Testing Guidelines of Indian Council of Medical Research (ICMR)
- » Guidelines for notifying COVID-19 affected persons by Private Institutions
- » Letter from Secretary, Dept of Higher Education/School Education regarding Digital / e-Learning
- » Updated Guidelines on Clinical Management of COVID-19



ABOUT COVID-19

Coronaviruses are a group of related viruses that cause diseases in mammals and birds. In humans, coronaviruses cause respiratory tract infections that can be mild, such as some cases of the common cold (among other possible causes, predominantly rhinoviruses), and others that can be lethal, such as SARS, MERS, and COVID-19. Symptoms in other species vary: in chickens, they cause an upper respiratory tract disease, while in cows and pigs they cause diarrhea. There are yet to be vaccines or antiviral drugs to prevent or treat human coronavirus infections.

Coronaviruses constitute the subfamily Orthocoronavirinae, in the family Coronaviridae, order Nidovirales, and realm Riboviria. They are enveloped viruses with a positive-sense single-stranded RNA genome and a nucleocapsid of helical symmetry. The genome size of coronaviruses ranges from approximately 27 to 34 kilobases, the largest among known RNA viruses. The name coronavirus is derived from the Latin corona, meaning & crown or & halo, which refers to the characteristic appearance reminiscent of a crown or a solar corona around the virions (virus particles) when viewed under two-dimensional transmission electron microscopy, due to the surface covering in club-shaped protein spikes. [Read More →](#)

Corona Stats For Chandigarh

Confirmed

12212

Recovered

10162
Deaths
169
Total Sampled
79351
Positive Cases
12212
Negative Cases
66660
Rejected Samples
479
Result Awaited
173

* Statistics sourced from Department of Health, Chandigarh

Home Quarantined : 38256

* Statistics sourced from Municipal Corporation, Chandigarh

Corona Stats For India

Confirmed
6399329
Recovered
5353120
Deaths
99837

Total Volunteer/Organization Registered

Individual volunteer
226
Organization
30

COVID19 STATEWISE STATUS (*including foreign nationals, as on 2020-10-02 08:00:00)

* Statistics sourced from The Ministry of Health and Family Welfare :-

S.No.	Name of State / UT	Total Confirmed cases *	Cured/Discharged/Migrated	Death
1	Andaman and Nicobar Islands	3848	3623	53
2	Andhra Pradesh	700235	636508	5869
3	Arunachal Pradesh	10020	7049	16
4	Assam	182396	147522	711
5	Bihar	184038	171048	904
6	Chandigarh	12057	10009	164
7	Chhattisgarh	116153	84699	986
8	Dadra and Nagar Haveli and Daman and Diu	3054	2939	2
9	Delhi	282752	250613	5401
10	Goa	33942	28525	440
11	Gujarat	138583	118433	3460
12	Haryana	129912	115038	1402
13	Himachal Pradesh	15219	11608	195
14	Jammu and Kashmir	76163	58552	1198
15	Jharkhand	84664	72461	721
16	Karnataka	611837	492412	8994
17	Kerala	204241	131052	771
18	Ladakh	4360	3232	61
19	Lakshadweep	0	0	0
20	Madhya Pradesh	130088	107279	2336
21	Maharashtra	1400922	1104426	37056
22	Manipur	11111	8641	68
23	Meghalaya	5802	4001	51
24	Mizoram	2049	1721	0
25	Nagaland	6244	5144	17
26	Odisha	222734	190080	859
27	Puducherry	28024	22505	525
28	Punjab	115151	95937	3451

29 S.No.	Rajasthan Name of State / UT	Total Confirmed cases*	115178 Cured/Discharged/Migrated	1500 Death
30	Sikkim	3050	2375	39
31	Tamil Nadu	603290	547335	9586
32	Telengana	195609	165844	1145
33	Tripura	26362	20596	286
35	Uttar Pradesh	403101	346859	5864
36	West Bengal	260324	228755	5017
Total number of confirmed cases in India		6399329	5353120	99837

Designed & Developed by **SPICINDIA**